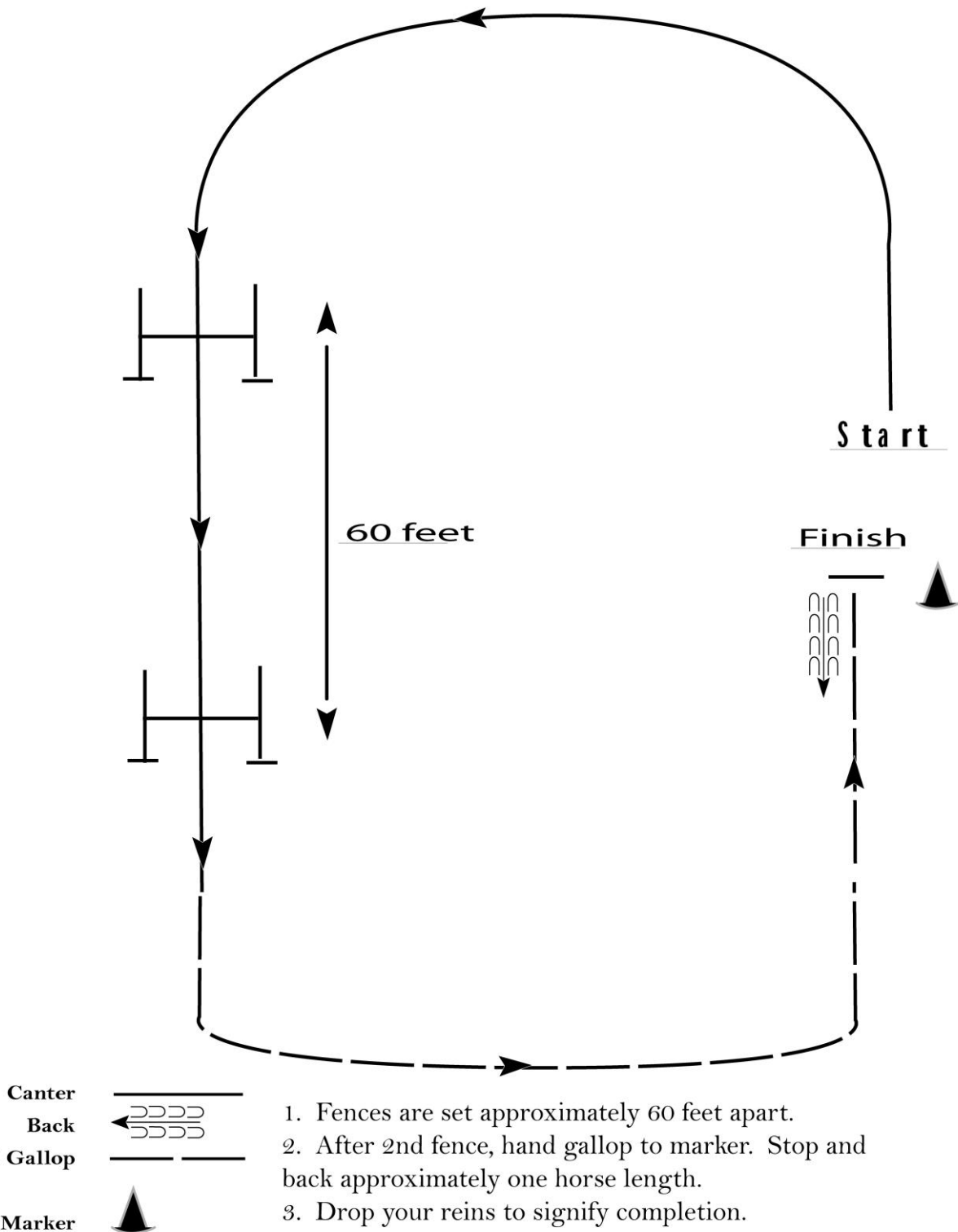


# NSBA Scandinavia Celebration

## 2018

### Hunter Hack (ALL)

Show Date: 06-07-2018



[HH/60-4]

Pattern Provided by:

*Your Judges*

©2018 HorseShowPatterns.com. All Rights Reserved.

# NSBA Scandinavia Celebration

## 2018

### Hunt Seat Equitation 6/7/18 (W/T ALL)

Show Date: 06-07-2018



Be ready at A.

1. Walk two horse lengths from A.
2. Posting trot on the right diagonal to and around B and to C.
3. Once you round C, change diagonals and trot on the left diagonal to D.
4. Halt at D and back approximately one horse length.

Follow the instructions of your ring steward.

Walk	-----
Trot	- - - - -
Extended Trot	- - - - -
Canter	=====
Leg Yield	
Lead Change	↗ ↘
Back	← ← ← ← ←
Marker	⊙
Sidepass	← →
Hand Gallop	=====

[HSE/WT-62]

Pattern Provided by:

*Your Judges*

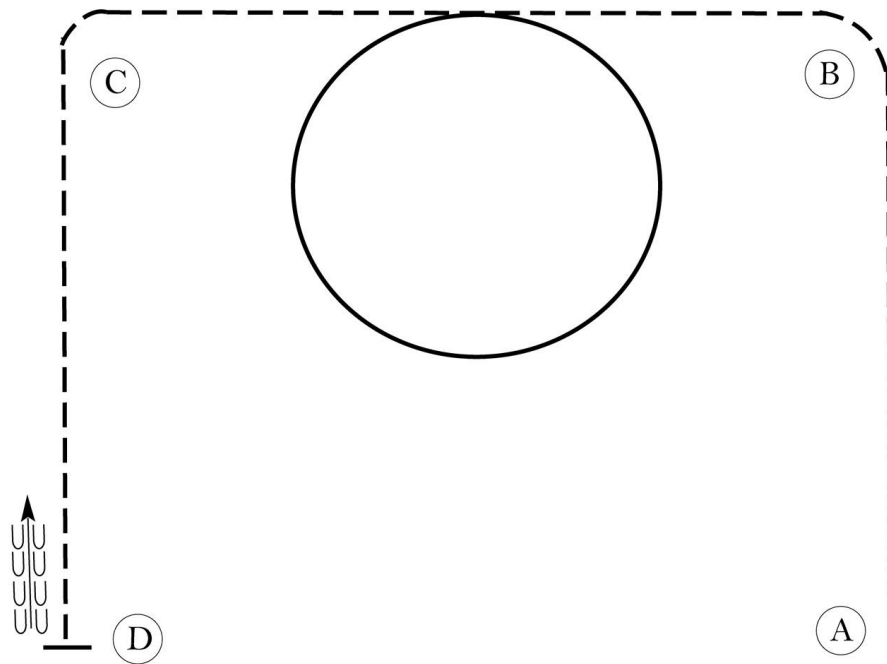
©2018 HorseShowPatterns.com. All Rights Reserved.

# NSBA Scandinavia Celebration

## 2018

### Hunt Seat Equitation 6/7/18 (Youth, NSBA Non Pro)

Show Date: 06-07-2018



Be ready at A.

1. Walk two horse lengths from A.
2. Posting trot on the right diagonal to and around B and halfway to C.
3. Halfway to C, canter a circle to the left.
4. Close the circle and trot on the right diagonal to C.
5. Change diagonals and trot on the left diagonal to D.
6. Halt at D and back approximately one horse length.

Follow the instructions of your ring steward.

Walk	-----
Trot	- - - - -
Extended Trot	— — — —
Canter	— — — —
Leg Yield	
Lead Change	— — — —
Back	← ← ← ←
Marker	⊙
Sidepass	← — — —
Hand Gallop	— — — —

[HSE/1-62]

Pattern Provided by:

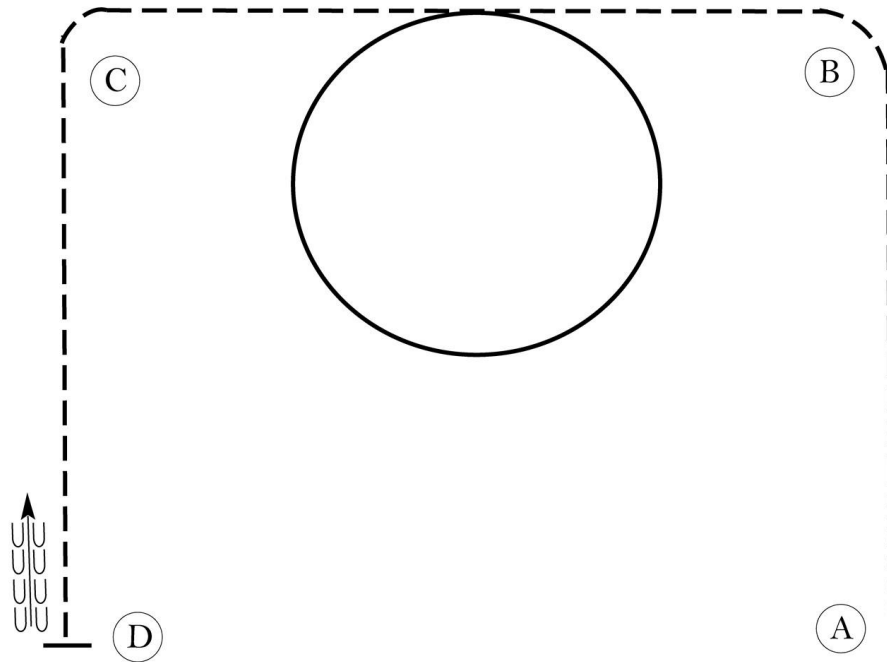
*Your Judges*

©2018 HorseShowPatterns.com. All Rights Reserved.

# NSBA Scandinavia Celebration 2018

Hunt Seat Equitation 6/10/18 (Nov Am and All Breed Open)

Show Date: 06-07-2018



Be ready at A.

1. Walk two horse lengths from A.
2. Posting trot on the right diagonal to and around B and halfway to C.
3. Halfway to C, canter a circle to the left.
4. Close the circle and trot on the right diagonal to C.
5. Change diagonals and trot on the left diagonal to D.
6. Halt at D and back approximately one horse length.

Follow the instructions of your ring steward.

Walk	-----
Trot	- - - - -
Extended Trot	— — — —
Canter	— — — —
Leg Yield	
Lead Change	— — — —
Back	← ← ← ←
Marker	ⓑ
Sidepass	← — — — →
Hand Gallop	— — — —

[HSE/1-62]

Pattern Provided by:

*Your Judges*

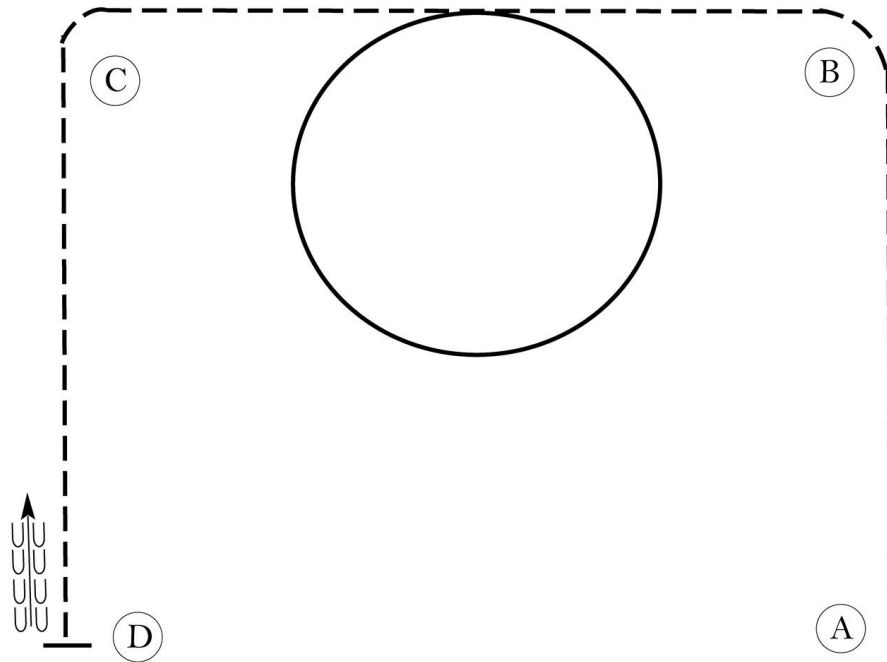
©2018 HorseShowPatterns.com. All Rights Reserved.

# NSBA Scandinavia Celebration

## 2018

### Hunt Seat Equitation 6/10/18 (Am ALL)

Show Date: 06-07-2018



Be ready at A.

1. Walk two horse lengths from A.
2. Sitting trot to B.
3. Posting trot on the right diagonal from B halfway to C.
4. Halfway to C, canter a circle to the left.
5. Close the circle and trot on the right diagonal to C.
6. Change diagonals and trot on the left diagonal to D.
7. Halt at D and back approximately one horse length.

Follow the instructions of your ring steward.

Walk	-----
Trot	- - - - -
Extended Trot	- - - - -
Canter	=====
Leg Yield	
Lead Change	↗ ↘
Back	← ← ← ← ←
Marker	Ⓚ
Sidepass	← ← ← ← ←
Hand Gallop	=====

[HSE/2-62]

Pattern Provided by:

*Your Judges*

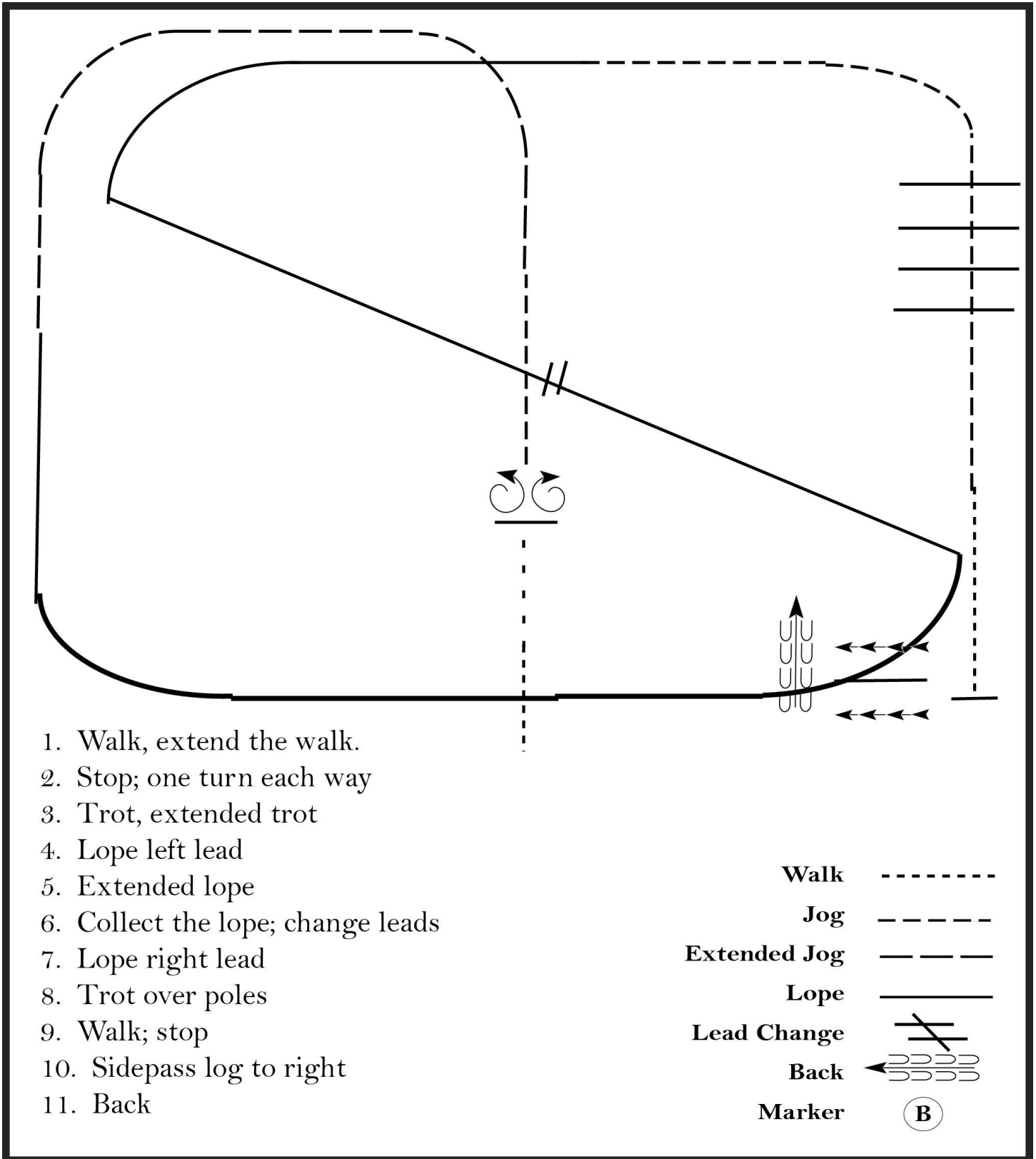
©2018 HorseShowPatterns.com. All Rights Reserved.

# NSBA Scandinavia Celebration

## 2018

### Ranch Riding (ALL)

Show Date: 06-07-2018



[RR/RRiding]

Pattern Provided by:

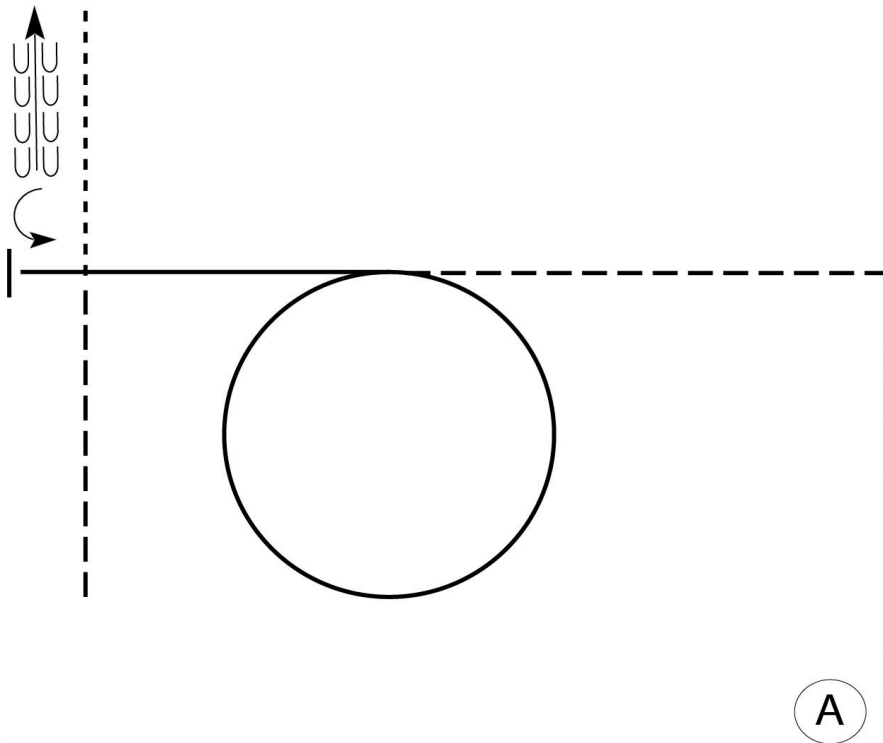
*Your Judges*

©2018 HorseShowPatterns.com. All Rights Reserved.

# NSBA Scandinavia Celebration 2018

Western Horsemanship 6/9/18 (Nov Am and All Breed Open )

Show Date: 06-07-2018



Be ready at A.

1. Perform a jog from A and a square corner toward center of pattern.
2. Lope a left lead circle.
3. Close the circle and continue loping on the left lead in a straight line.
4. Stop and perform a 1/4 turn to the left.
5. Back 5 steps.
6. Walk until you cross your line.
7. Exit arena at a jog.

Walk	-----
Jog	- - - - -
Extended Jog	— — — —
Lope	—————
Lead Change	
Back	
Marker	(B)

[WH/1-104]

Pattern Provided by:

*Your Judges*

©2018 HorseShowPatterns.com. All Rights Reserved.

Show Date: 06-07-2018



1. Perform a jog from A and a square corner toward center of pattern.
2. Make a square corner right at center.
3. Lope a right lead square.
4. Change leads at center and lope a left lead circle.
5. Close the circle and continue loping on the left lead in a straight line.
6. Stop and perform a 1 1/4 turn to the left.
7. Back 5 steps.
8. Walk until you cross your line.
9. Exit arena at a jog.

Marker **B**

©2018 HorseShowPatterns.com. All Rights Reserved.

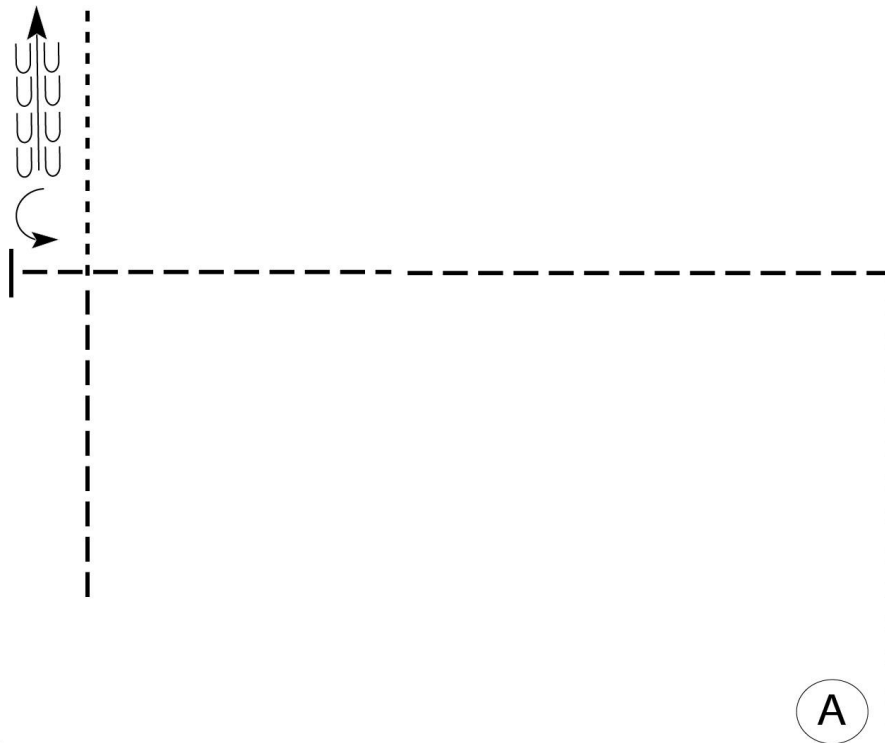


# NSBA Scandinavia Celebration

## 2018

### Western Horsemanship 6/9/18 (W/T ALL)

Show Date: 06-07-2018



Be ready at A.

1. Perform a jog from A and a square corner toward center of pattern.
2. Continue the jog in a straight line.
3. Stop and perform a 1/4 turn to the left.
4. Back 5 steps.
5. Walk until you cross your line.
6. Exit arena at a jog.

Walk	-----
Jog	- - - - -
Extended Jog	— — — — —
Lope	—————
Lead Change	
Back	
Marker	(B)

[WH/WT-104]

Pattern Provided by:

*Your Judges*

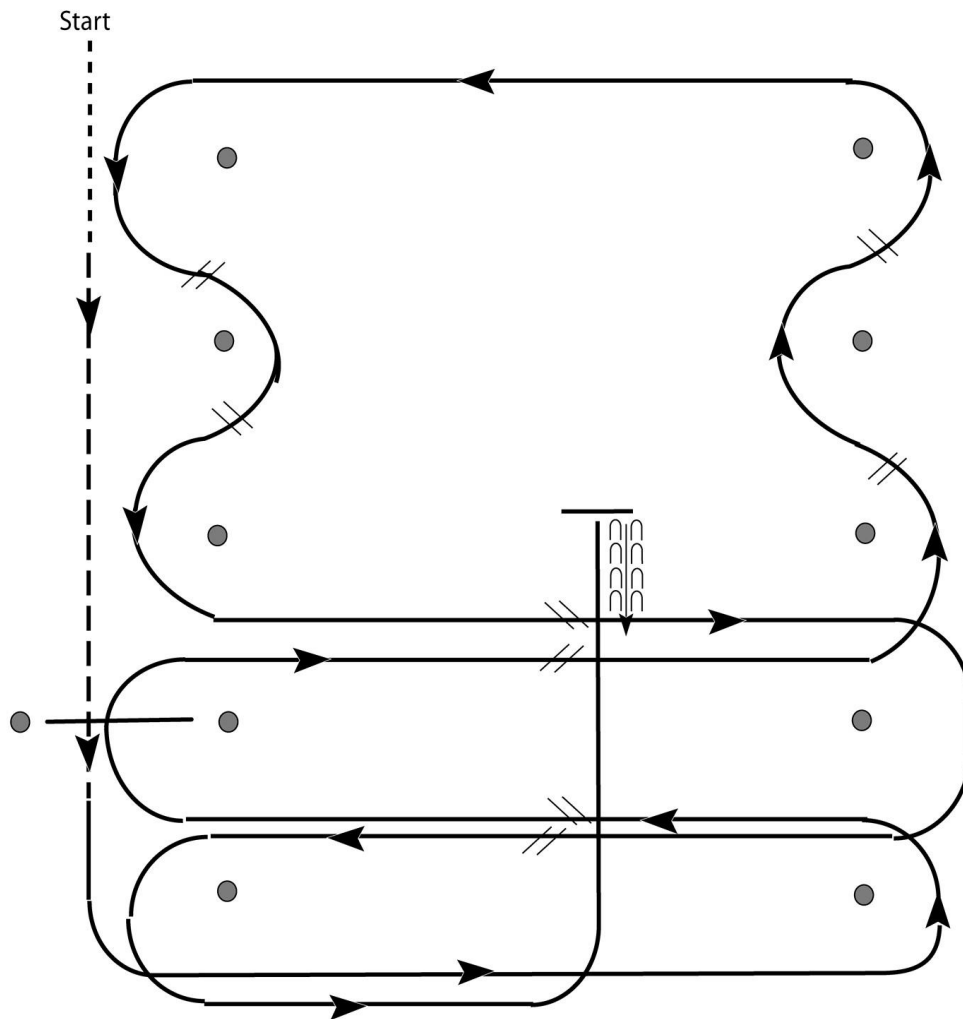
©2018 HorseShowPatterns.com. All Rights Reserved.

# NSBA Scandinavia Celebration

## 2018

### Western Riding 6/9/18 (NSBA Open and Non Pro)

Show Date: 06-07-2018



1. Walk, transition to jog, jog over log.
2. Transition to left.
3. First crossing change.
4. Lope over log.
5. Second crossing change.
6. First line change.
7. Second line change.
8. Third line change.
9. Fourth line change.
10. Third crossing change.
11. Fourth crossing change.
12. Lope up the center, stop and back.

[WR/OP-3]

Pattern Provided by:

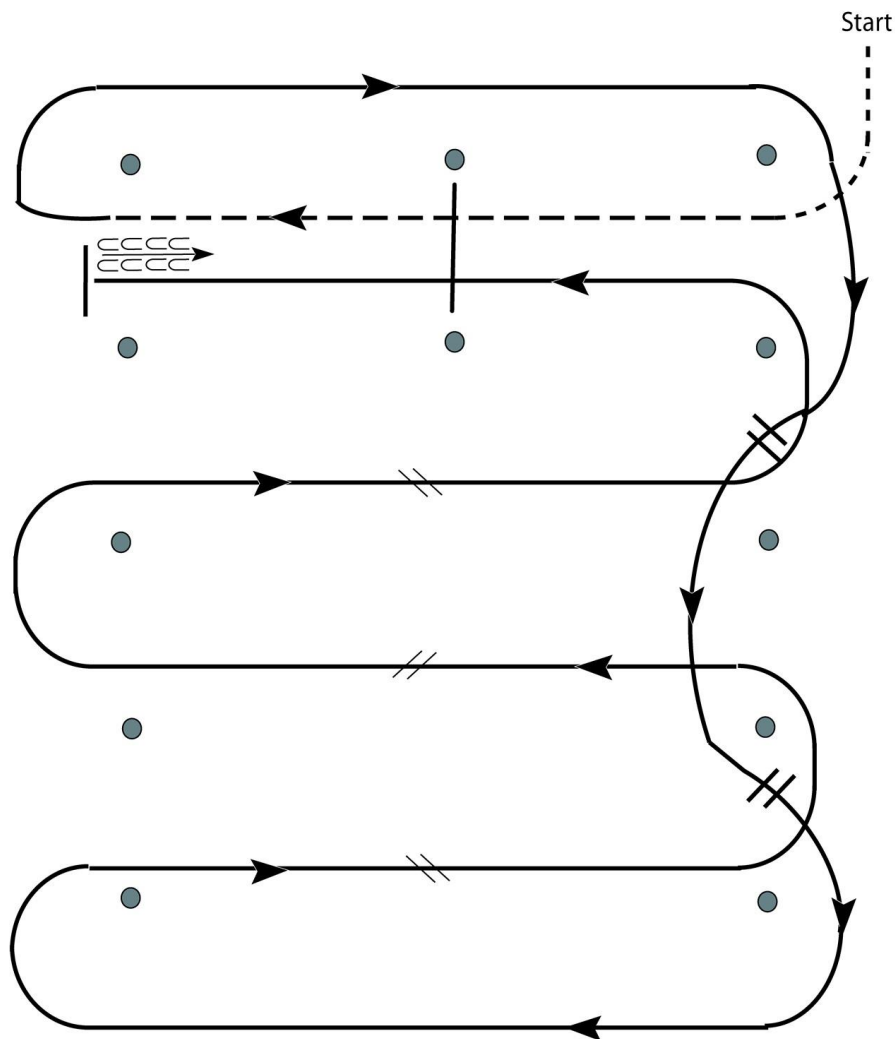
*Your Judges*

©2018 HorseShowPatterns.com. All Rights Reserved.

# NSBA Scandinavia Celebration 2018

Western Riding 6/10/18 (Green ALL)

Show Date: 06-07-2018



1. Walk, transition to jog, jog over log.
2. Transition to right lead and lope around end.
3. First line change.
4. Second line change. Lope around end of arena.
5. First crossing change.
6. Second crossing change.
7. Third crossing change.
8. Lope over log.
9. Lope, stop and back.

WR/GP-4]

Pattern Provided by:

*Your Judges*

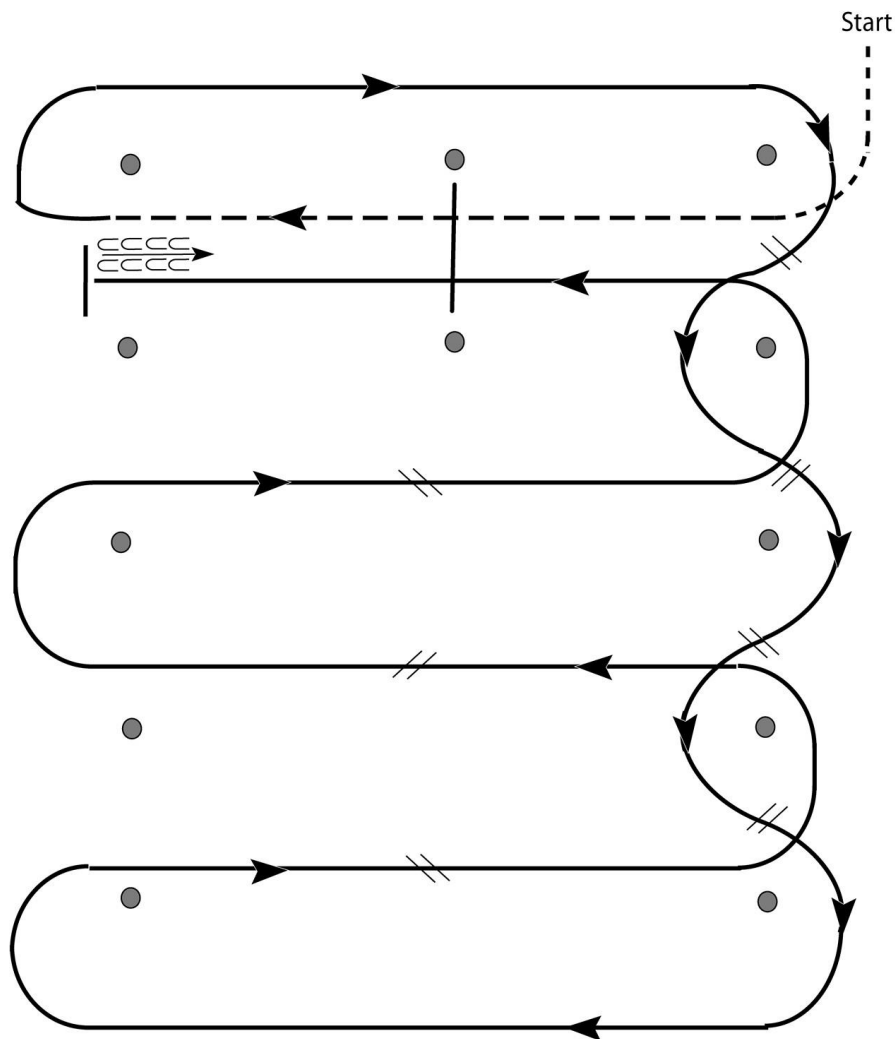
©2018 HorseShowPatterns.com. All Rights Reserved.

# NSBA Scandinavia Celebration

## 2018

### Western Riding 6/10/18 (Nov Am and All Breed Open )

Show Date: 06-07-2018



1. Walk, transition to jog, jog over log.
2. Transition to right.
3. First line change.
4. Second line change.
5. Third line change.
6. Fourth line change.
7. First crossing change.
8. Second crossing change.
9. Third crossing change.
10. Lope over log.
11. Lope, stop and back.

[WR/OP-4]

Pattern Provided by:

*Your Judges*

©2018 HorseShowPatterns.com. All Rights Reserved.

[www.HorseShowPatterns.com](http://www.HorseShowPatterns.com)

## Western Riding 6/10/18 (Am and All Ages)

The diagram illustrates a sequencing run layout. It features a grid of 12 lanes, organized into 4 rows and 3 columns. The lanes are represented by grey dots. The run starts at the top right, indicated by a dashed line and the word "Start". The path proceeds leftward in the top row, then turns downward through the middle rows, and finally turns rightward in the bottom row. The path is marked with arrows indicating the direction of flow. The transition from block to jog is shown by a vertical line with a break symbol (two parallel diagonal lines). The transition from jog to lane is shown by a horizontal line with a break symbol (two parallel diagonal lines). The path ends at the bottom right, indicated by a dashed line and the word "End".

1. Walk, transition to jog, jog over log.
2. Transition to lope.
3. First crossing change.
4. Second crossing change.
5. Third crossing change.
6. Circle and first line change.
7. Second line change.
8. Third line change.
9. Fourth line change and circle.
10. Lope log.
11. Lope, stop and back.

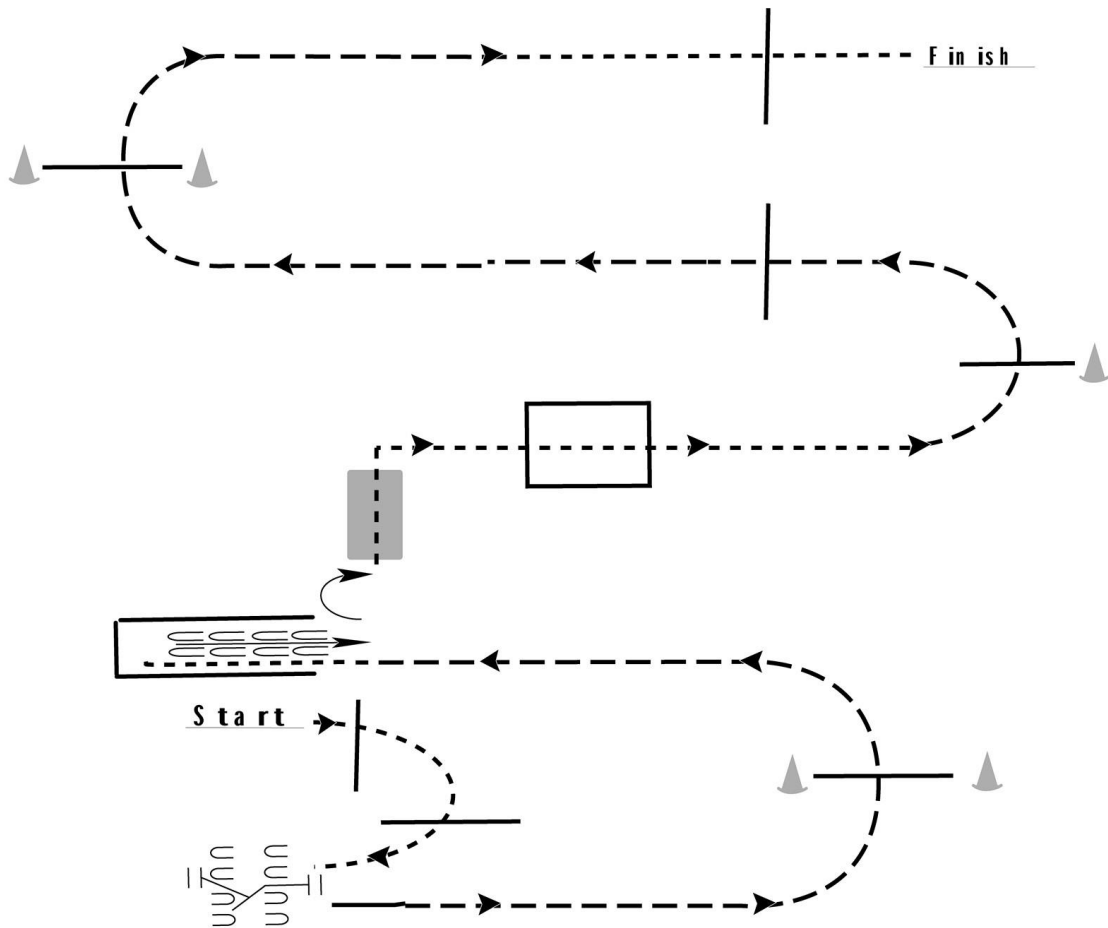
### Pattern Provided by:

©2018 HorseShowPatterns.com. All Rights Reserved.

# NSBA Scandinavia Celebration 2018

## Trail 6/8/18 (In Hand ALL)

Show Date: 06-07-2018



1. Walk over two poles to gate
2. Work gate with left hand
3. Trot over pole and into chute
4. Back out of chute
5. Walk over bridge
6. Walk through box
7. Trot over poles
8. Break to the walk and walk over final elevated pole to finish

Walk	-----
Jog	- - - - -
Extended Jog	- - - - -
Lope	— — — — —
Leg Yield	
Lead Change	— / —
Back	← ← ← ← ←
Marker	ⓑ
Sidepass	← — — — — →

[T/1-7]

Pattern Provided by:

*Your Judges*

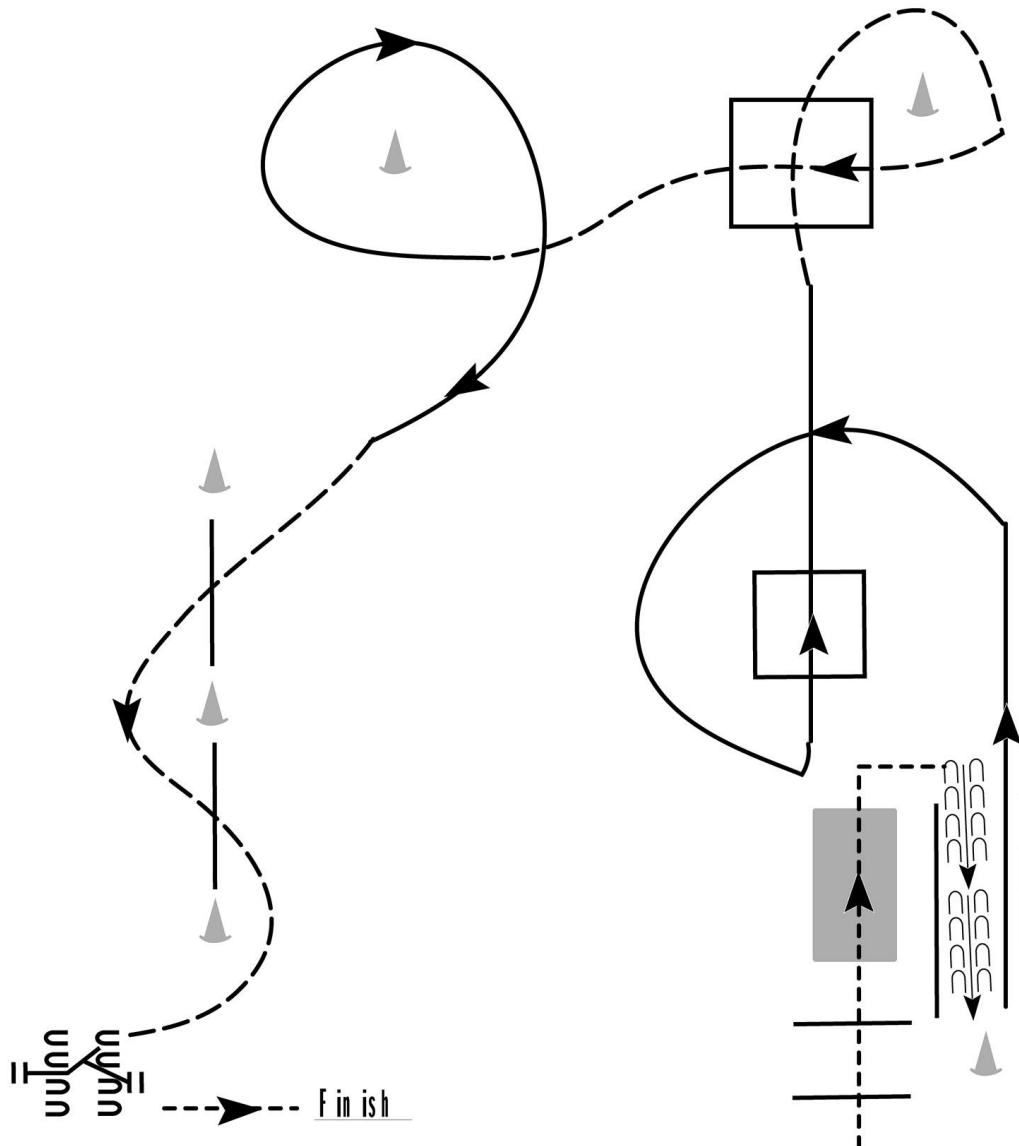
©2018 HorseShowPatterns.com. All Rights Reserved.

# NSBA Scandinavia Celebration

2018

Trail 6/8/18 (Green and AQHA Junior)

Show Date: 06-07-2018



1. Walk over poles and bridge.
2. Back into chute.
3. Lope out of chute, around and thru box on left lead.
4. Jog thru box and around cone as shown.
5. Lope around cone on right lead.
6. Jog thru serpentine and over poles to gate.
7. Work gate with left hand and walk to finish.

Start

Walk	-----
Jog	-----
Lope	-----
Back	←←←←←
Marker	▲
Sidepass	←-----→

[T/1-43]

Pattern Provided by:

*Your Judges*

©2018 HorseShowPatterns.com. All Rights Reserved.

www.HorseShowPatterns.com

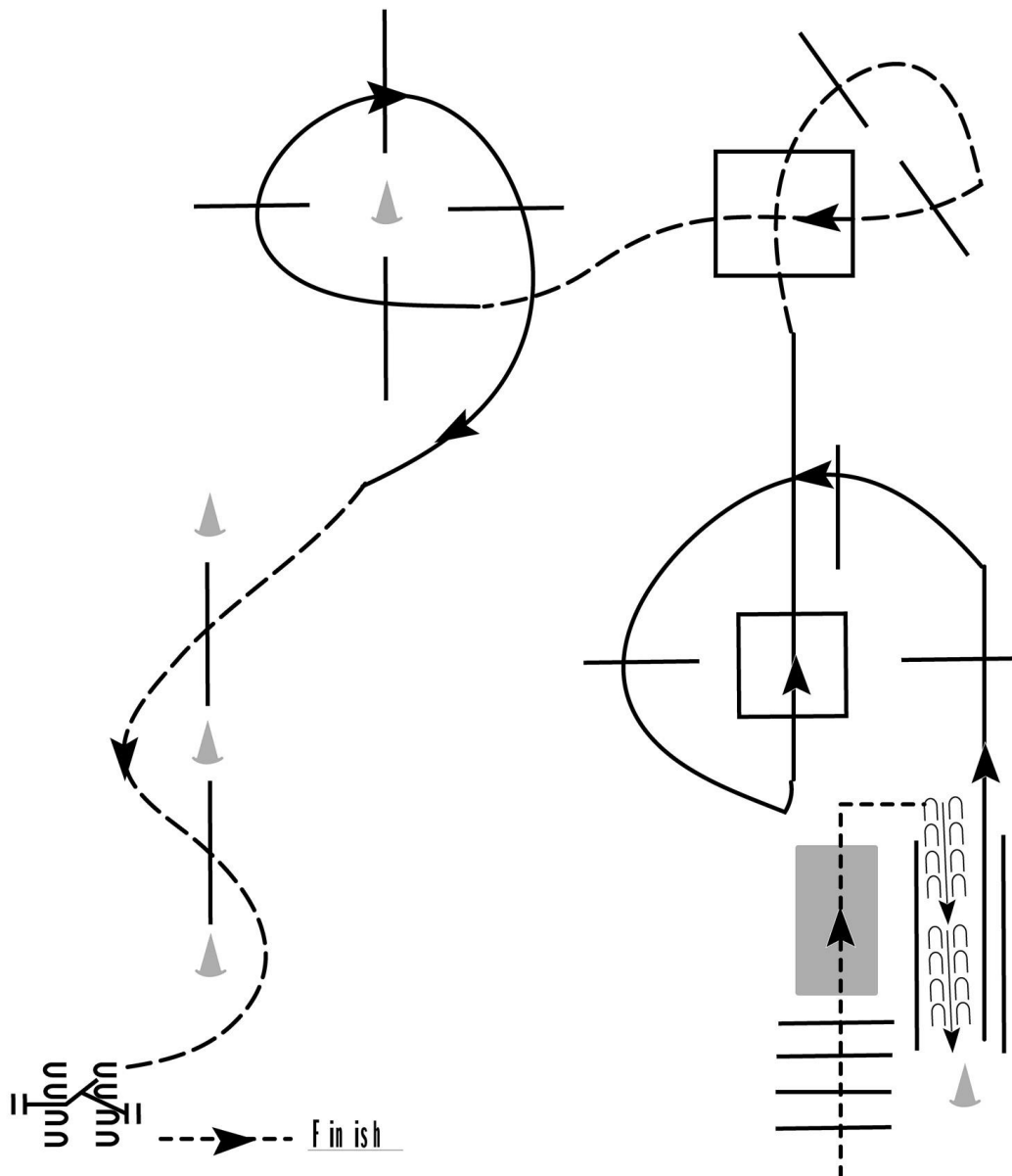
www.HorseShowPatterns.com

# NSBA Scandinavia Celebration

2018

Trail 6/8/18 (Open, Youth, Non Pro, All Age)

Show Date: 06-07-2018



1. Walk over poles and bridge.
2. Back into chute.
3. Lope out of chute and over poles and thru box on left lead.
4. Jog thru box and over poles as shown.
5. Lope over poles on right lead.
6. Jog thru serpentine and over poles to gate.
7. Work gate with left hand and walk to finish.

Start

Walk	-----
Jog	- - - - -
Lope	=====
Back	←←←←←
Marker	▲
Sidepass	←-----→

[T/2-43]

Pattern Provided by:

*Your Judges*

©2018 HorseShowPatterns.com. All Rights Reserved.

www.HorseShowPatterns.com

www.HorseShowPatterns.com

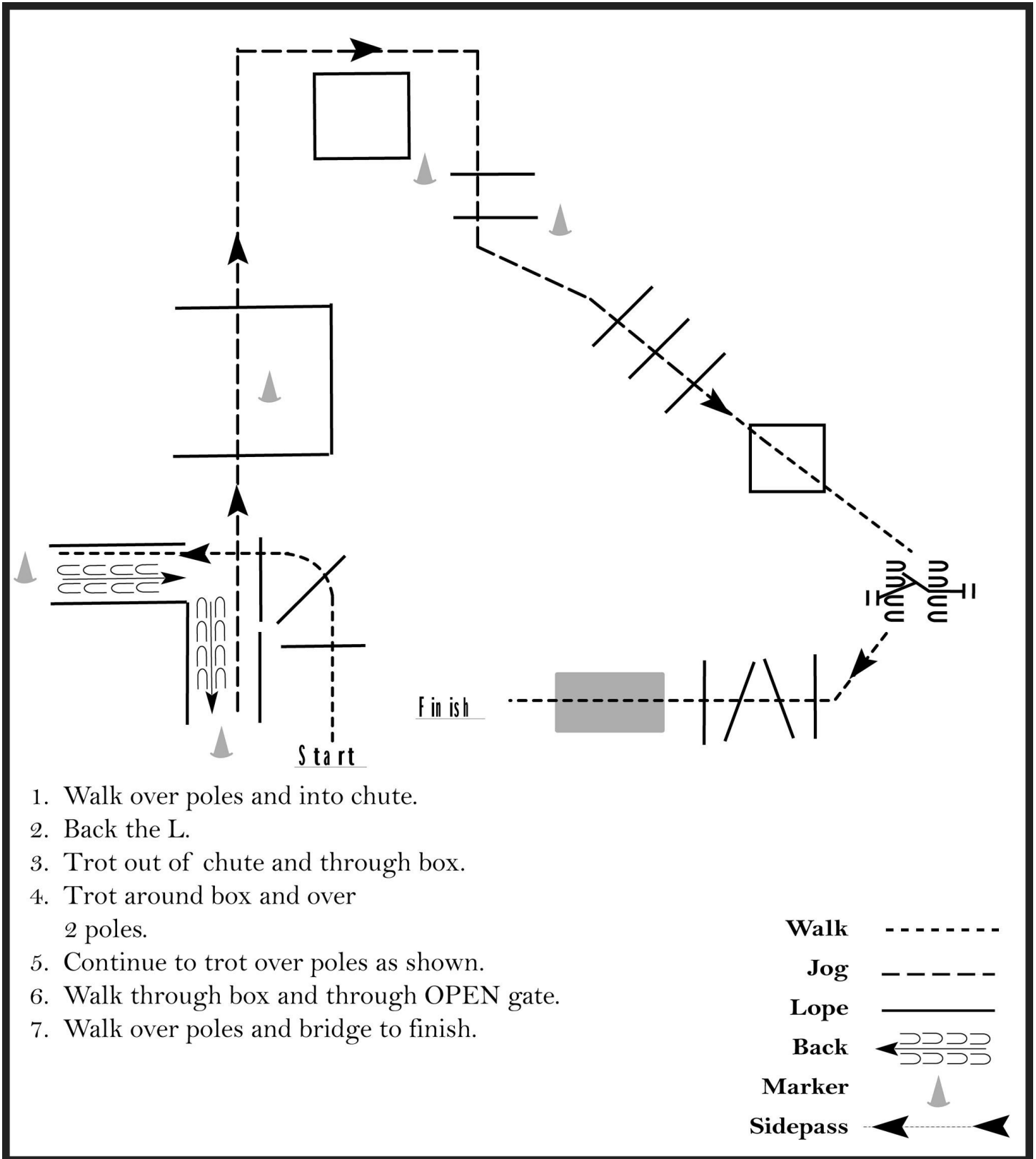


# NSBA Scandinavia Celebration

## 2018

### Trail 6/10/18 (W/T ALL)

Show Date: 06-07-2018



[T/WT-46]

Pattern Provided by:

*Your Judges*

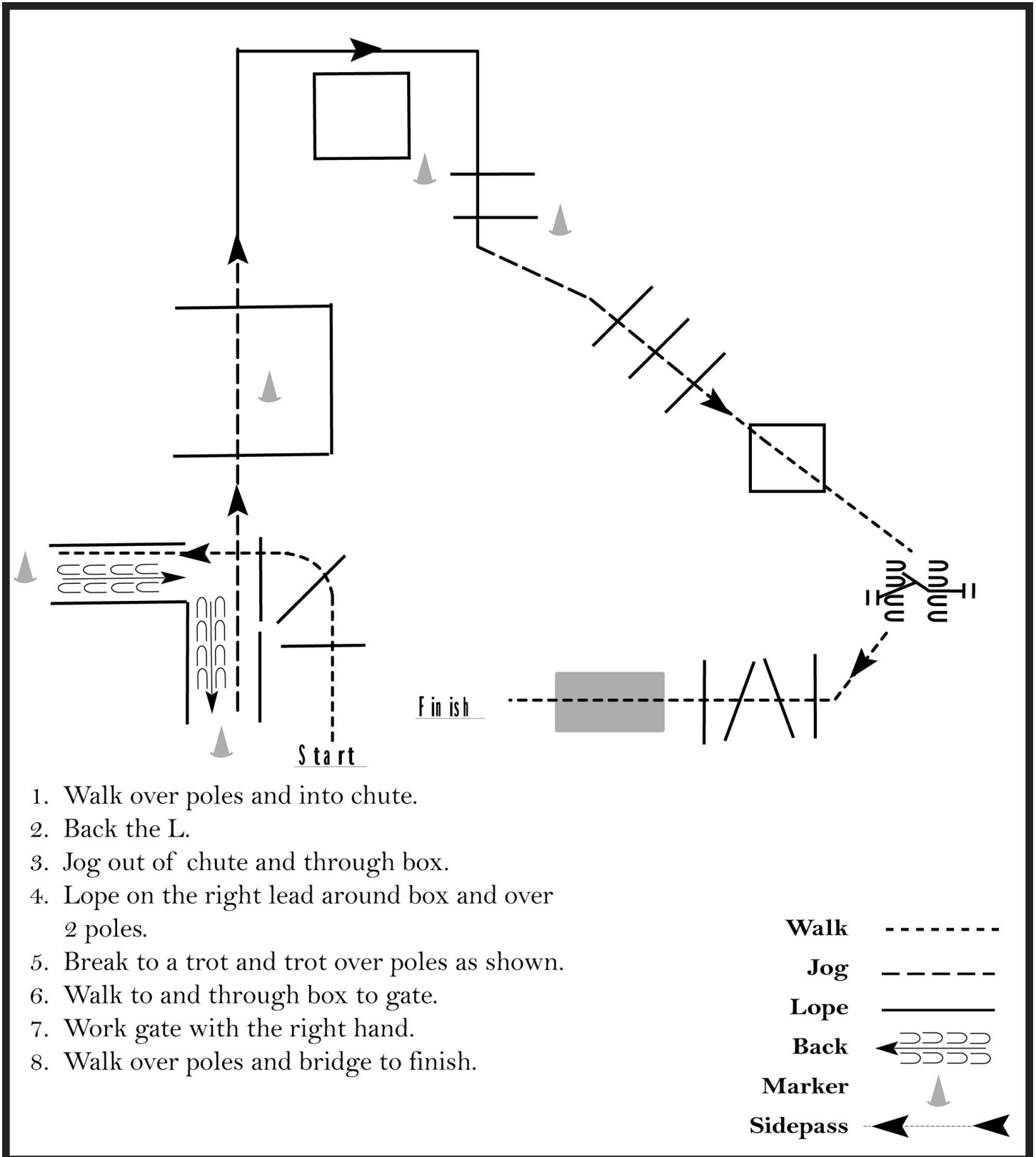
©2018 HorseShowPatterns.com. All Rights Reserved.

# NSBA Scandinavia Celebration

2018

Trail 6/10/18 (Nov Am and All Breed Open )

Show Date: 06-07-2018



[T/1-46]

Pattern Provided by:

*Your Judges*

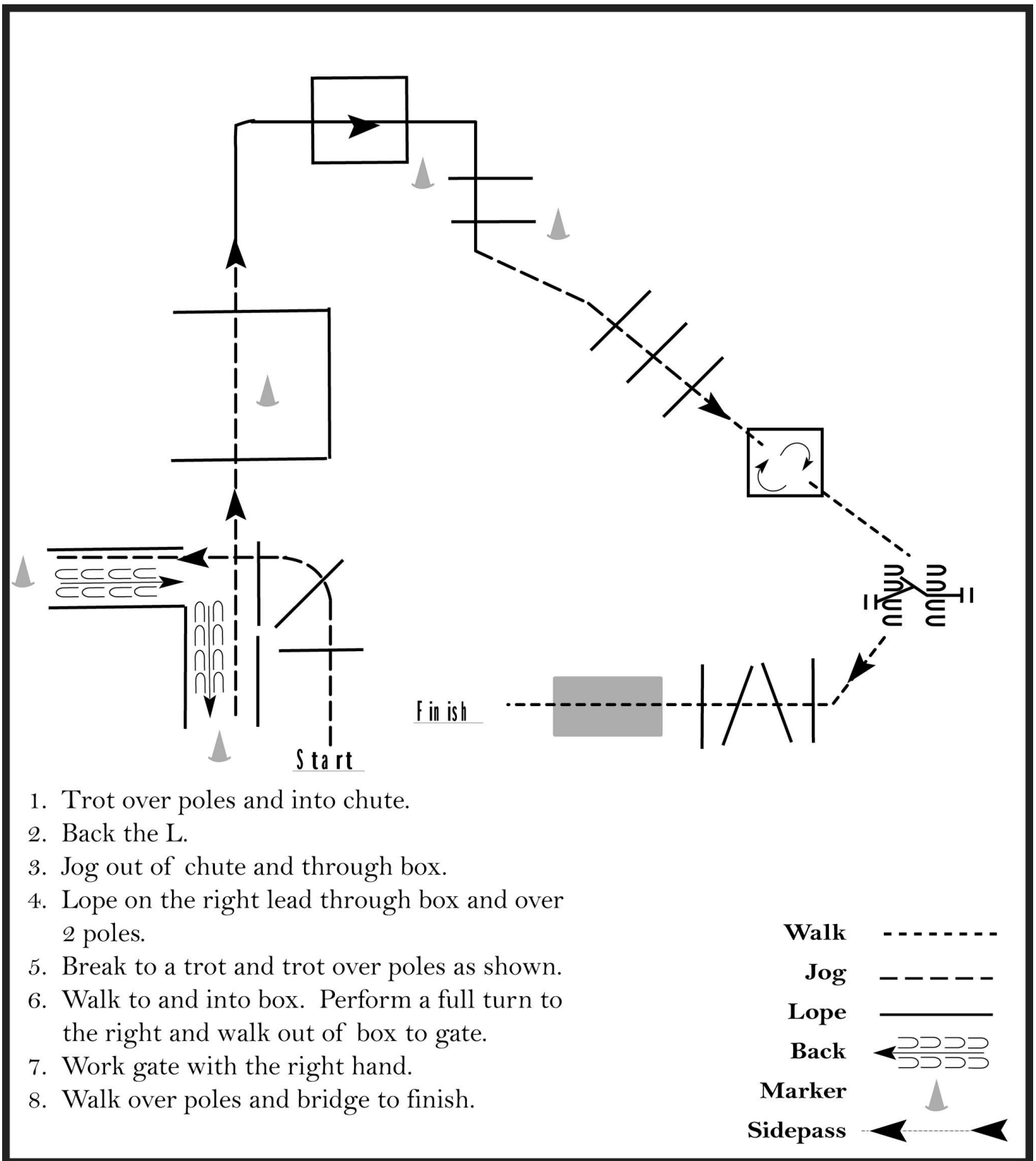
©2018 HorseShowPatterns.com. All Rights Reserved.

# NSBA Scandinavia Celebration

2018

Trail 6/10/18 (Senior, Am, Open)

Show Date: 06-07-2018



1. Trot over poles and into chute.
2. Back the L.
3. Jog out of chute and through box.
4. Lope on the right lead through box and over 2 poles.
5. Break to a trot and trot over poles as shown.
6. Walk to and into box. Perform a full turn to the right and walk out of box to gate.
7. Work gate with the right hand.
8. Walk over poles and bridge to finish.

[T/2-46]

Pattern Provided by:

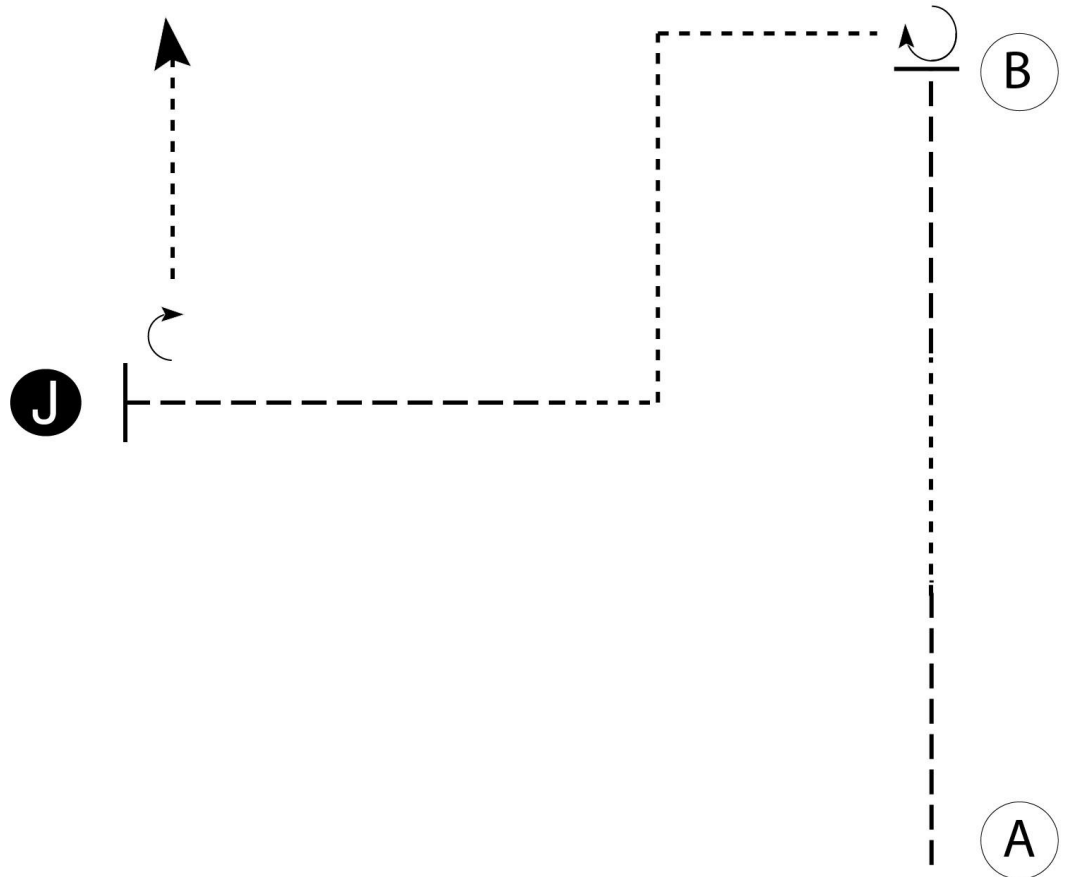
*Your Judges*

©2018 HorseShowPatterns.com. All Rights Reserved.

# NSBA Scandinavia Celebration 2018

## All W/T Showmanship, 6/7/18 [WALK ONLY]

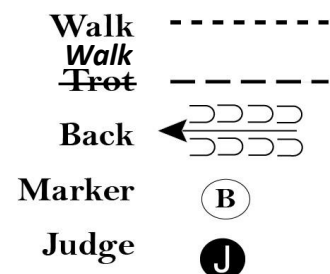
Show Date: 06-07-2018



Be ready at A.

### Walk from A to B

1. ~~Trot 1/3 of the line, then walk 1/3 of the line then~~  
~~trot the final 1/3 of the line.~~
2. Stop with horse's hip even with B.
3. Perform a 3/4 turn.
4. Walk two square corners as shown then ~~trot~~ to judge.
5. Stop and set up at Judge.
6. Inspection.
7. When dismissed, perform a 1/4 turn and walk to exit.



[S/WT-119]

Pattern Provided by:

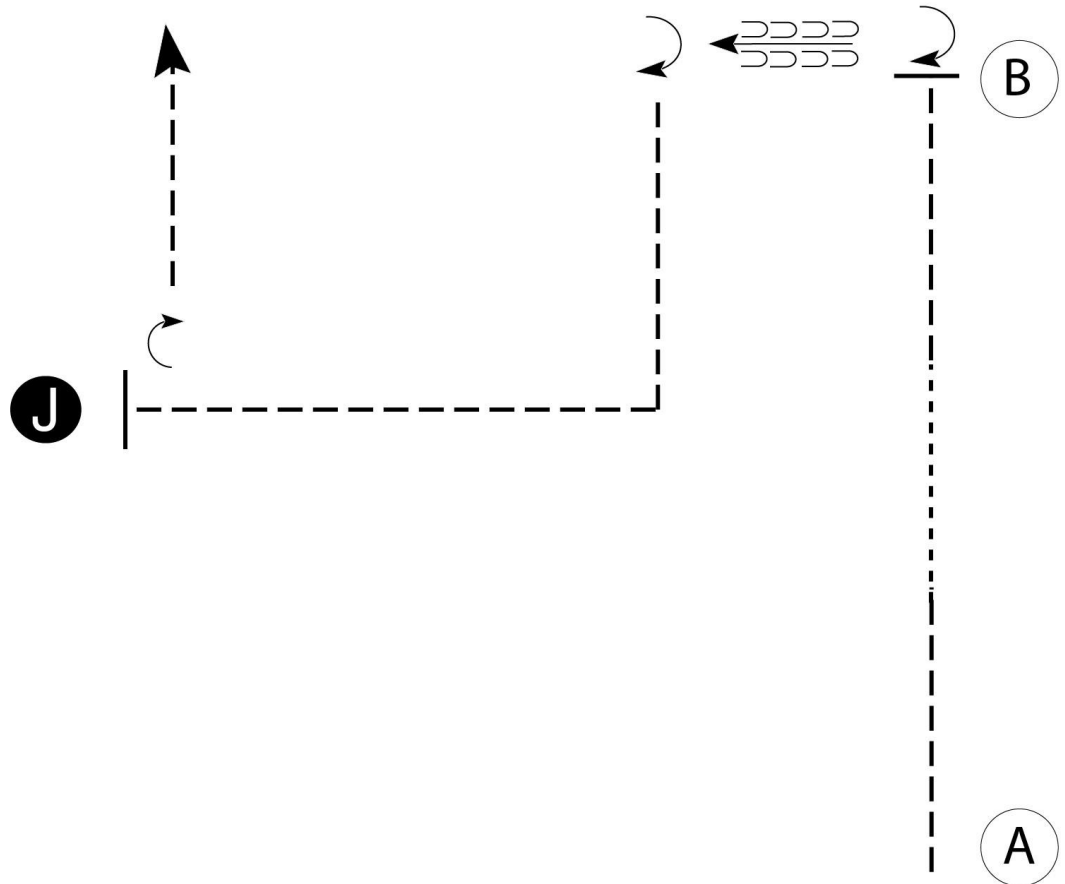
*Your Judges*

©2018 HorseShowPatterns.com. All Rights Reserved.

# NSBA Scandinavia Celebration 2018

Showmanship, 6/7/18 (Nov Am, NSBA 1&2 yr old, All Breed Open)

Show Date: 06-07-2018



Be ready at A.

1. Trot 1/3 of the line, then walk 1/3 of the line then trot the final 1/3 of the line.
2. Stop with horse's hip even with B then perform a 1/4 turn.
3. Back 2 horse lengths then perform a 1/4 turn.
4. Trot to judge as shown.
5. Stop and set up at Judge.
6. Inspection.
7. When dismissed, perform a 1/4 turn and trot to exit.

Walk -----  
Trot - - - - -  
Back ←=====→  
Marker (B)  
Judge (J)

[S/1-119]

Pattern Provided by:

*Your Judges*

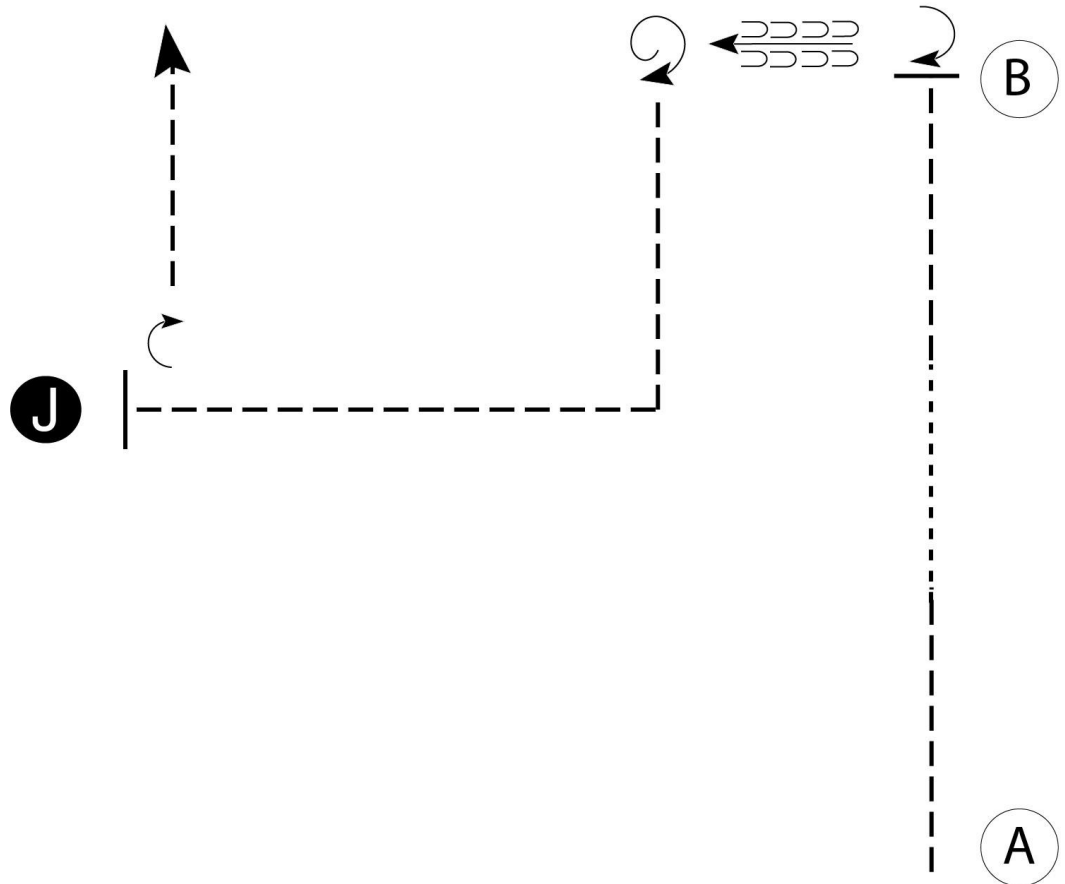
©2018 HorseShowPatterns.com. All Rights Reserved.

# NSBA Scandinavia Celebration

## 2018

### Showmanship, 6/7/18 (NSBA Non Pro, Youth ALL)

Show Date: 06-07-2018



Be ready at A.

1. Trot 1/3 of the line, then walk 1/3 of the line then trot the final 1/3 of the line.
2. Stop with horse's hip even with B then perform a 1/4 turn.
3. Back 2 horse lengths then perform a 1 1/4 turn.
4. Trot to judge as shown.
5. Stop and set up at Judge.
6. Inspection.
7. When dismissed, perform a 1/4 turn and trot to exit.

Walk -----  
Trot -----  
Back ←-----  
Marker (B)  
Judge (J)

[S/2-119]

Pattern Provided by:

*Your Judges*

©2018 HorseShowPatterns.com. All Rights Reserved.

