


NSBA Scandinavia Celebration

2018

Hunt Seat Equitation 6/7/18 (W/T ALL)

Show Date: 06-07-2018



Be ready at A.

1. Walk two horse lengths from A.
2. Posting trot on the right diagonal to and around B and to C.
3. Once you round C, change diagonals and trot on the left diagonal to D.
4. Halt at D and back approximately one horse length.

Follow the instructions of your ring steward.

Walk	-----
Trot	- - - - -
Extended Trot	— — — —
Canter	—————
Leg Yield	
Lead Change	— / —
Back	← ← ← ← ←
Marker	Ⓚ
Sidepass	← — — — ←
Hand Gallop	— — — —

[HSE/WT-62]

Pattern Provided by:

Your Judges

©2018 HorseShowPatterns.com. All Rights Reserved.

w w w . H o r s e S h o w P a t t e r n s . c o m

w w w . H o r s e S h o w P a t t e r n s . c o m

NSBA Scandinavia Celebration

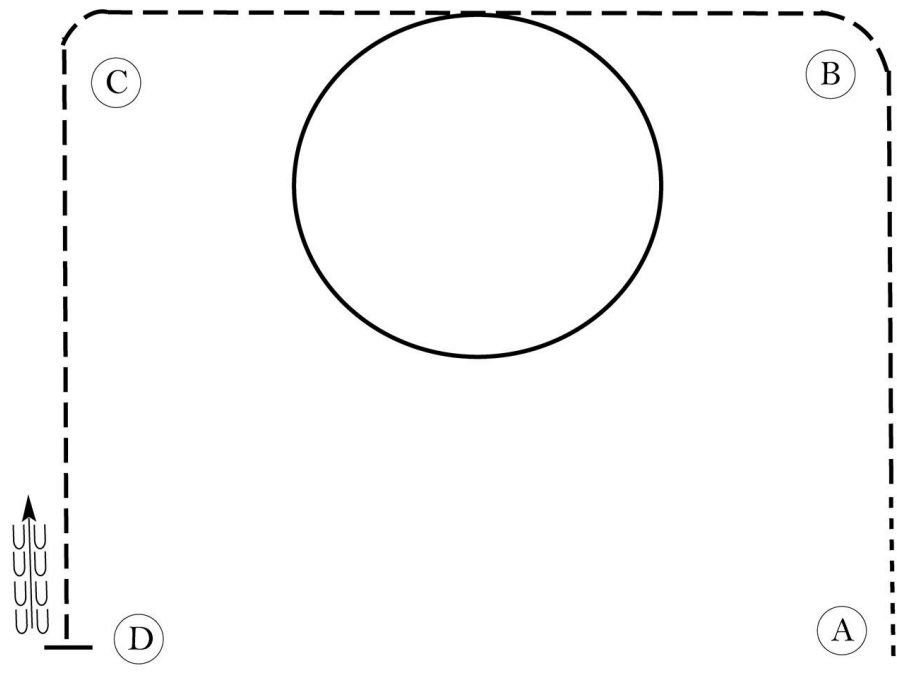
2018

Hunt Seat Equitation 6/7/18 (Youth, NSBA Non Pro)

Show Date: 06-07-2018

w w w . H o r s e S h o w P a t t e r n s . c o m

w w w . H o r s e S h o w P a t t e r n s . c o m



Be ready at A.

1. Walk two horse lengths from A.
2. Posting trot on the right diagonal to and around B and halfway to C.
3. Halfway to C, canter a circle to the left.
4. Close the circle and trot on the right diagonal to C.
5. Change diagonals and trot on the left diagonal to D.
6. Halt at D and back approximately one horse length.

Follow the instructions of your ring steward.

Walk	-----
Trot	- - - - -
Extended Trot	— — — —
Canter	—————
Leg Yield	
Lead Change	— / —
Back	← ← ← ← ←
Marker	⊙ B
Sidepass	← — — — ←
Hand Gallop	— — — —

[HSE/1-62]

Pattern Provided by:

Your Judges

NSBA Scandinavia Celebration

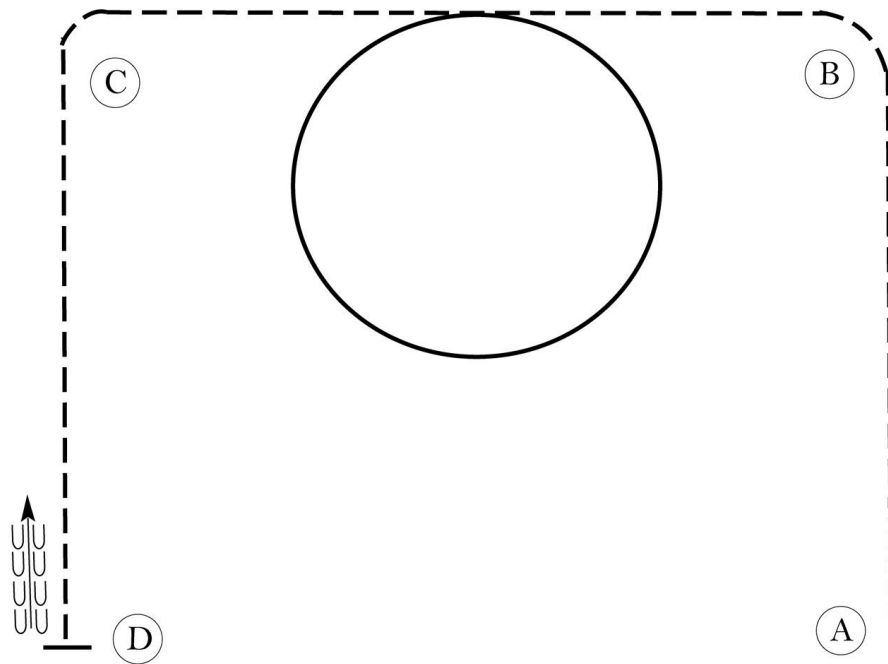
2018

Hunt Seat Equitation 6/10/18 (Nov Am and All Breed Open)

Show Date: 06-07-2018

w w w . H o r s e S h o w P a t t e r n s . c o m

w w w . H o r s e S h o w P a t t e r n s . c o m



Be ready at A.

1. Walk two horse lengths from A.
2. Posting trot on the right diagonal to and around B and halfway to C.
3. Halfway to C, canter a circle to the left.
4. Close the circle and trot on the right diagonal to C.
5. Change diagonals and trot on the left diagonal to D.
6. Halt at D and back approximately one horse length.

Follow the instructions of your ring steward.

Walk	-----
Trot	- - - - -
Extended Trot	- - - - -
Canter	—————
Leg Yield	
Lead Change	—/—
Back	←←←←←
Marker	Ⓚ
Sidepass	←---←
Hand Gallop	———

[HSE/1-62]

Pattern Provided by:

Your Judges

NSBA Scandinavia Celebration

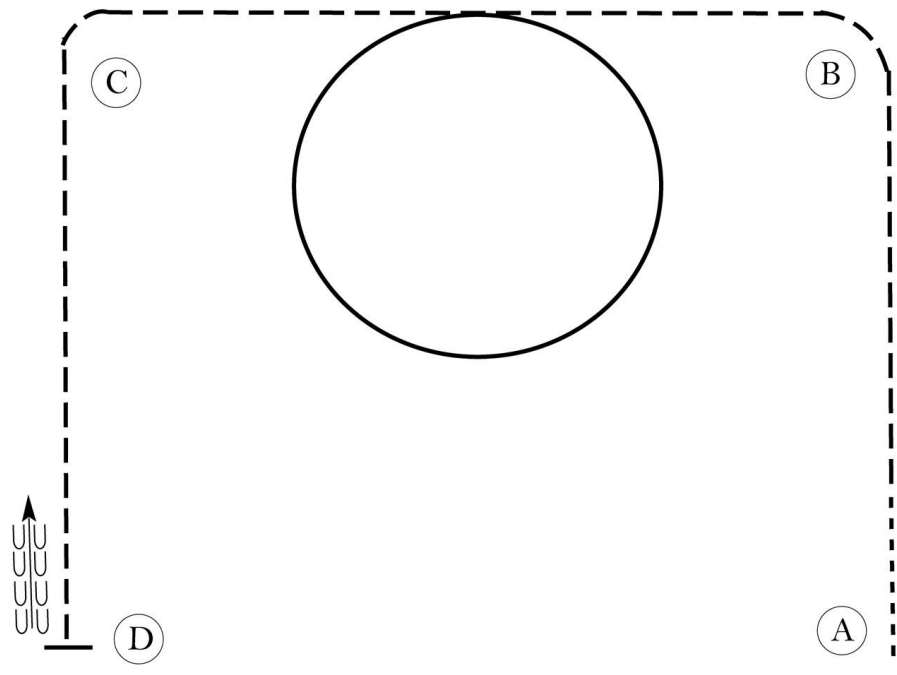
2018

Hunt Seat Equitation 6/10/18 (Am ALL)

Show Date: 06-07-2018

www.HorseShowPatterns.com

www.HorseShowPatterns.com



Be ready at A.

1. Walk two horse lengths from A.
2. Sitting trot to B.
3. Posting trot on the right diagonal from B halfway to C.
4. Halfway to C, canter a circle to the left.
5. Close the circle and trot on the right diagonal to C.
6. Change diagonals and trot on the left diagonal to D.
7. Halt at D and back approximately one horse length.

Follow the instructions of your ring steward.

Walk	-----
Trot	- - - - -
Extended Trot	— — — —
Canter	—————
Leg Yield	
Lead Change	— / —
Back	← ← ← ← ←
Marker	⊙ B
Sidepass	← — — — ←
Hand Gallop	— — — —

[HSE/2-62]

Pattern Provided by:

Your Judges

NSBA Scandinavia Celebration

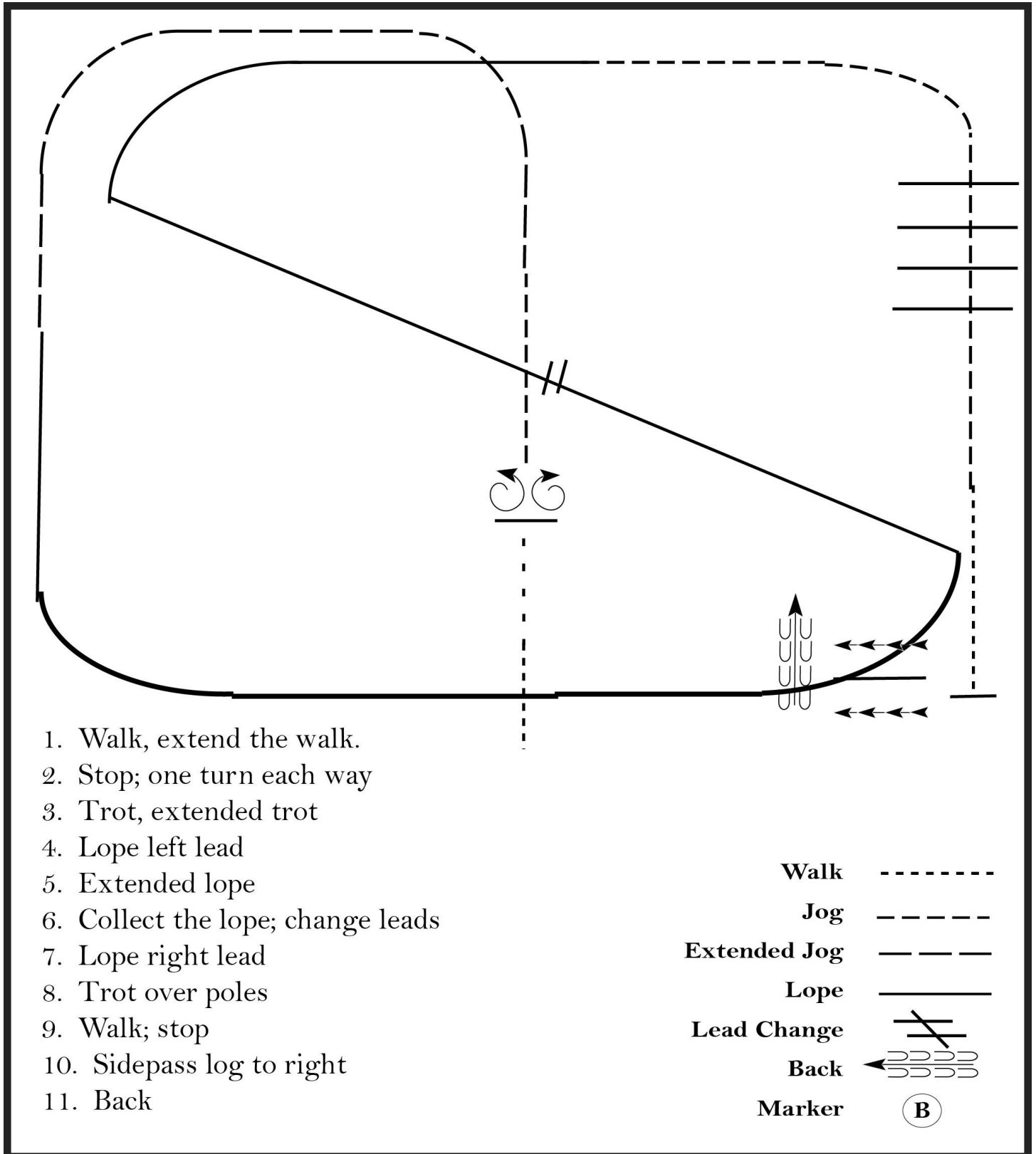
2018

Ranch Riding (ALL)

Show Date: 06-07-2018

www.HorseShowPatterns.com

www.HorseShowPatterns.com



1. Walk, extend the walk.
2. Stop; one turn each way
3. Trot, extended trot
4. Lope left lead
5. Extended lope
6. Collect the lope; change leads
7. Lope right lead
8. Trot over poles
9. Walk; stop
10. Sidepass log to right
11. Back

Walk	-----
Jog	-----
Extended Jog	-----
Lope	-----
Lead Change	//
Back	←←←←←
Marker	ⓑ

[RR/RRiding]

Pattern Provided by:

Your Judges

NSBA Scandinavia Celebration

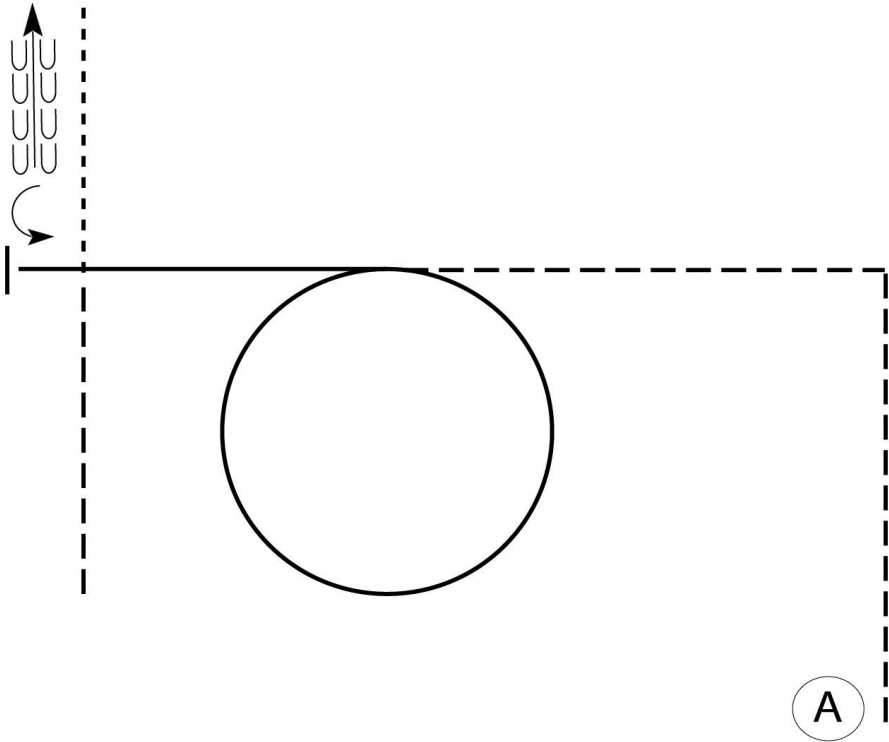
2018

Western Horsemanship 6/9/18 (Nov Am and All Breed Open)

Show Date: 06-07-2018

w w w . H o r s e S h o w P a t t e r n s . c o m

w w w . H o r s e S h o w P a t t e r n s . c o m



Be ready at A.

1. Perform a jog from A and a square corner toward center of pattern.
2. Lope a left lead circle.
3. Close the circle and continue loping on the left lead in a straight line.
4. Stop and perform a 1/4 turn to the left.
5. Back 5 steps.
6. Walk until you cross your line.
7. Exit arena at a jog.

Walk	-----
Jog	- - - - -
Extended Jog	— — — —
Lope	—————
Lead Change	
Back	
Marker	ⓑ

[WH/1-104]

Pattern Provided by:

Your Judges

NSBA Scandinavia Celebration

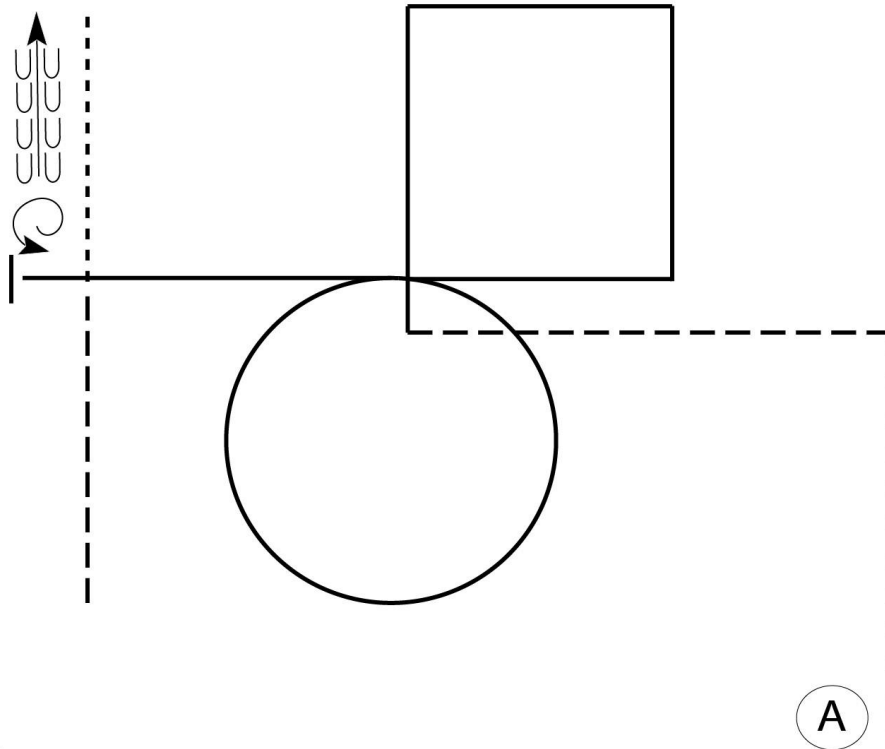
2018

Western Horsemanship 6/9/18 (Amateur and Youth)

Show Date: 06-07-2018

www.HorseShowPatterns.com

www.HorseShowPatterns.com



Be ready at A.

1. Perform a jog from A and a square corner toward center of pattern.
2. Make a square corner right at center.
3. Lope a right lead square.
4. Change leads at center and lope a left lead circle.
5. Close the circle and continue loping on the left lead in a straight line.
6. Stop and perform a 1 1/4 turn to the left.
7. Back 5 steps.
8. Walk until you cross your line.
9. Exit arena at a jog.

Walk	-----
Jog	- - - - -
Extended Jog	— — — —
Lope	—————
Lead Change	
Back	
Marker	(B)

[WH/2-104]

Pattern Provided by:

Your Judges

NSBA Scandinavia Celebration

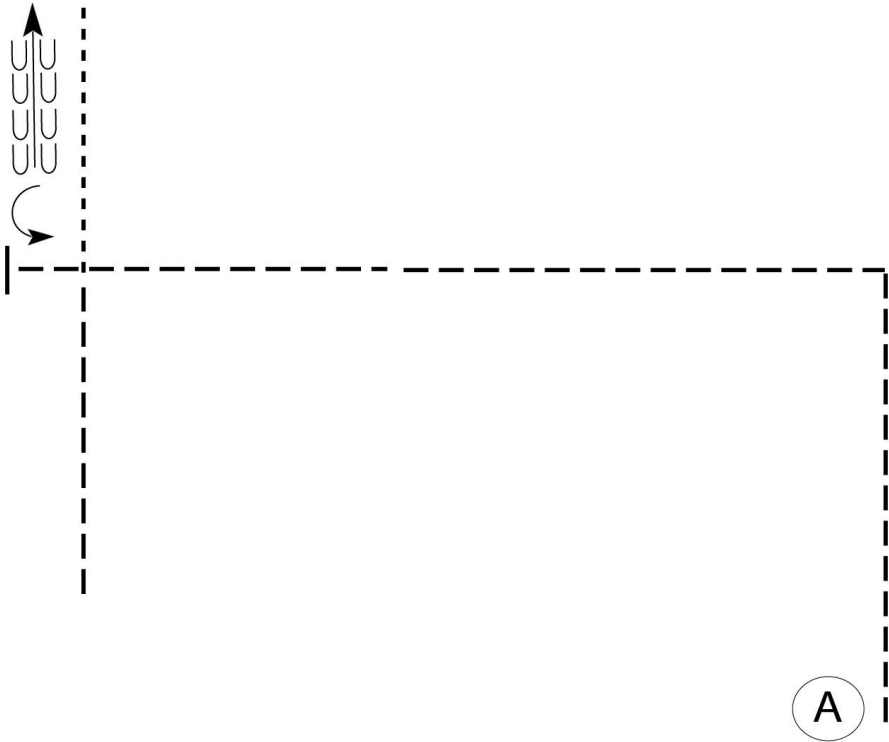
2018

Western Horsemanship 6/9/18 (W/T ALL)

Show Date: 06-07-2018

w w w . H o r s e S h o w P a t t e r n s . c o m

w w w . H o r s e S h o w P a t t e r n s . c o m



Be ready at A.

1. Perform a jog from A and a square corner toward center of pattern.
2. Continue the jog in a straight line.
3. Stop and perform a 1/4 turn to the left.
4. Back 5 steps.
5. Walk until you cross your line.
6. Exit arena at a jog.

Walk	-----
Jog	- - - - -
Extended Jog	— — — —
Lope	—————
Lead Change	
Back	
Marker	(B)

[WH/WT-104]

Pattern Provided by:

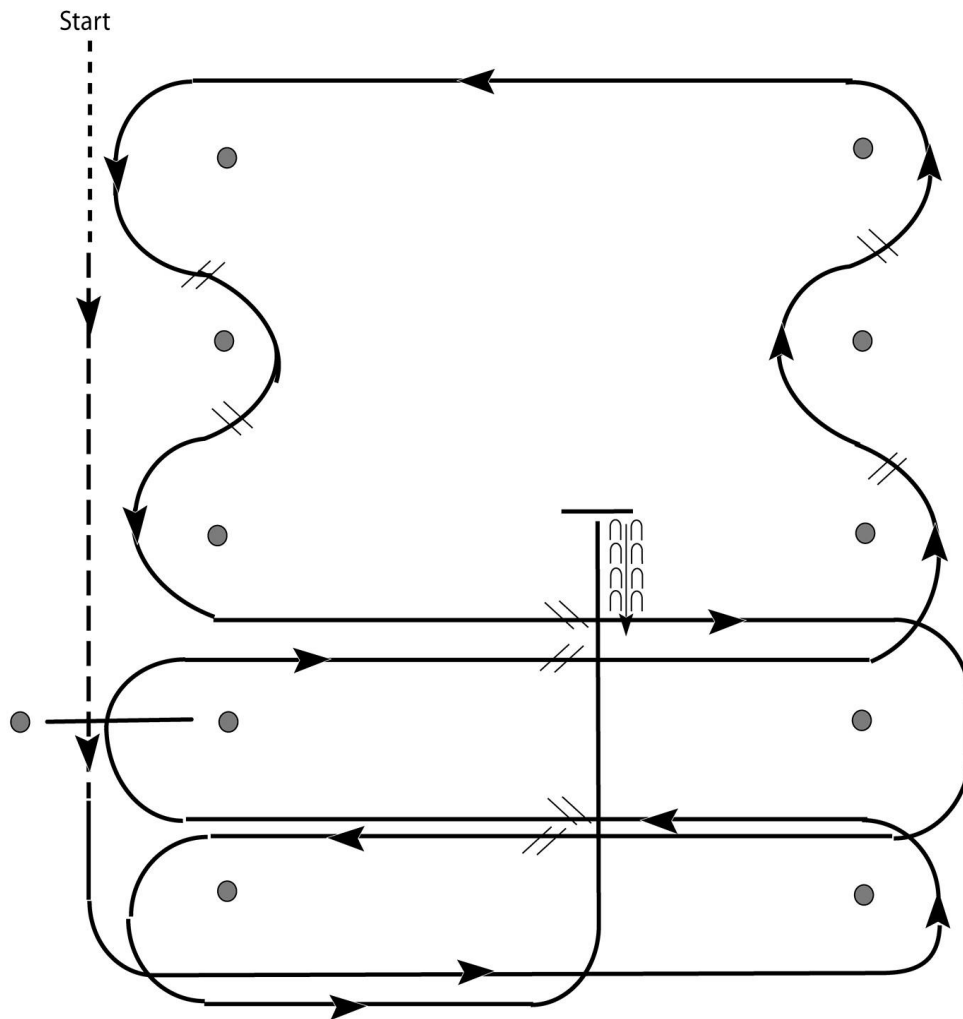
Your Judges

NSBA Scandinavia Celebration

2018

Western Riding 6/9/18 (NSBA Open and Non Pro)

Show Date: 06-07-2018



1. Walk, transition to jog, jog over log.
2. Transition to left.
3. First crossing change.
4. Lope over log.
5. Second crossing change.
6. First line change.
7. Second line change.
8. Third line change.
9. Fourth line change.
10. Third crossing change.
11. Fourth crossing change.
12. Lope up the center, stop and back.

[WR/OP-3]

Pattern Provided by:

Your Judges

©2018 HorseShowPatterns.com. All Rights Reserved.

w w w . H o r s e S h o w P a t t e r n s . c o m

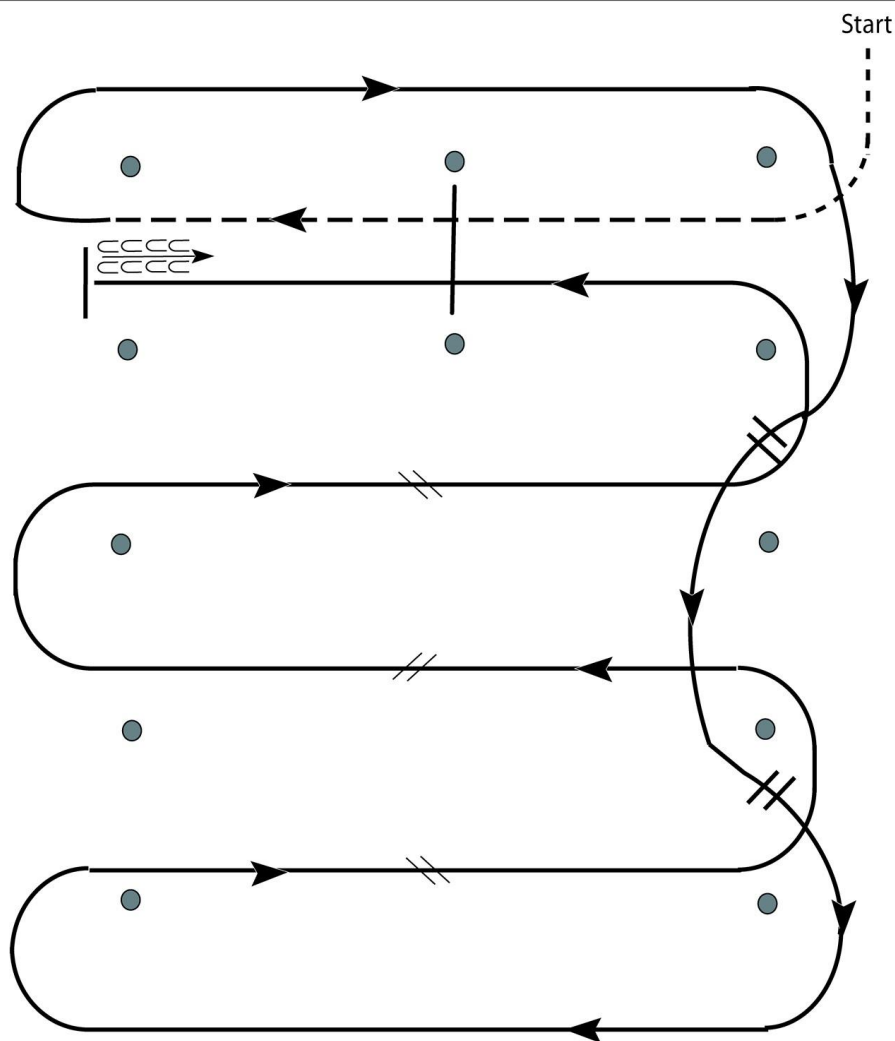
w w w . H o r s e S h o w P a t t e r n s . c o m

NSBA Scandinavia Celebration

2018

Western Riding 6/10/18 (Green ALL)

Show Date: 06-07-2018



1. Walk, transition to jog, jog over log.
2. Transition to right lead and lope around end.
3. First line change.
4. Second line change. Lope around end of arena.
5. First crossing change.
6. Second crossing change.
7. Third crossing change.
8. Lope over log.
9. Lope, stop and back.

WR/GP-4]

Pattern Provided by:

Your Judges

©2018 HorseShowPatterns.com. All Rights Reserved.

w w w . H o r s e S h o w P a t t e r n s . c o m

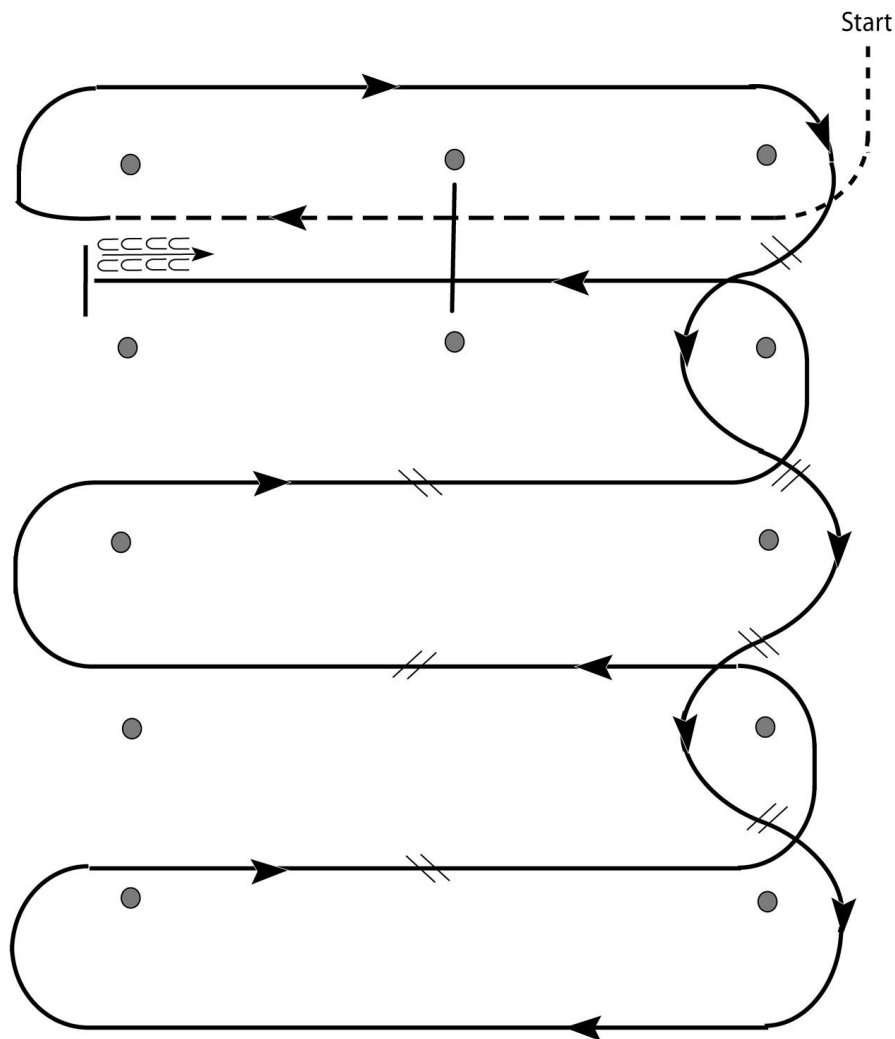
w w w . H o r s e S h o w P a t t e r n s . c o m

NSBA Scandinavia Celebration

2018

Western Riding 6/10/18 (Nov Am and All Breed Open)

Show Date: 06-07-2018



1. Walk, transition to jog, jog over log.
2. Transition to right.
3. First line change.
4. Second line change.
5. Third line change.
6. Fourth line change.
7. First crossing change.
8. Second crossing change.
9. Third crossing change.
10. Lope over log.
11. Lope, stop and back.

[WR/OP-4]

Pattern Provided by:

Your Judges

©2018 HorseShowPatterns.com. All Rights Reserved.

w w w . H o r s e S h o w P a t t e r n s . c o m

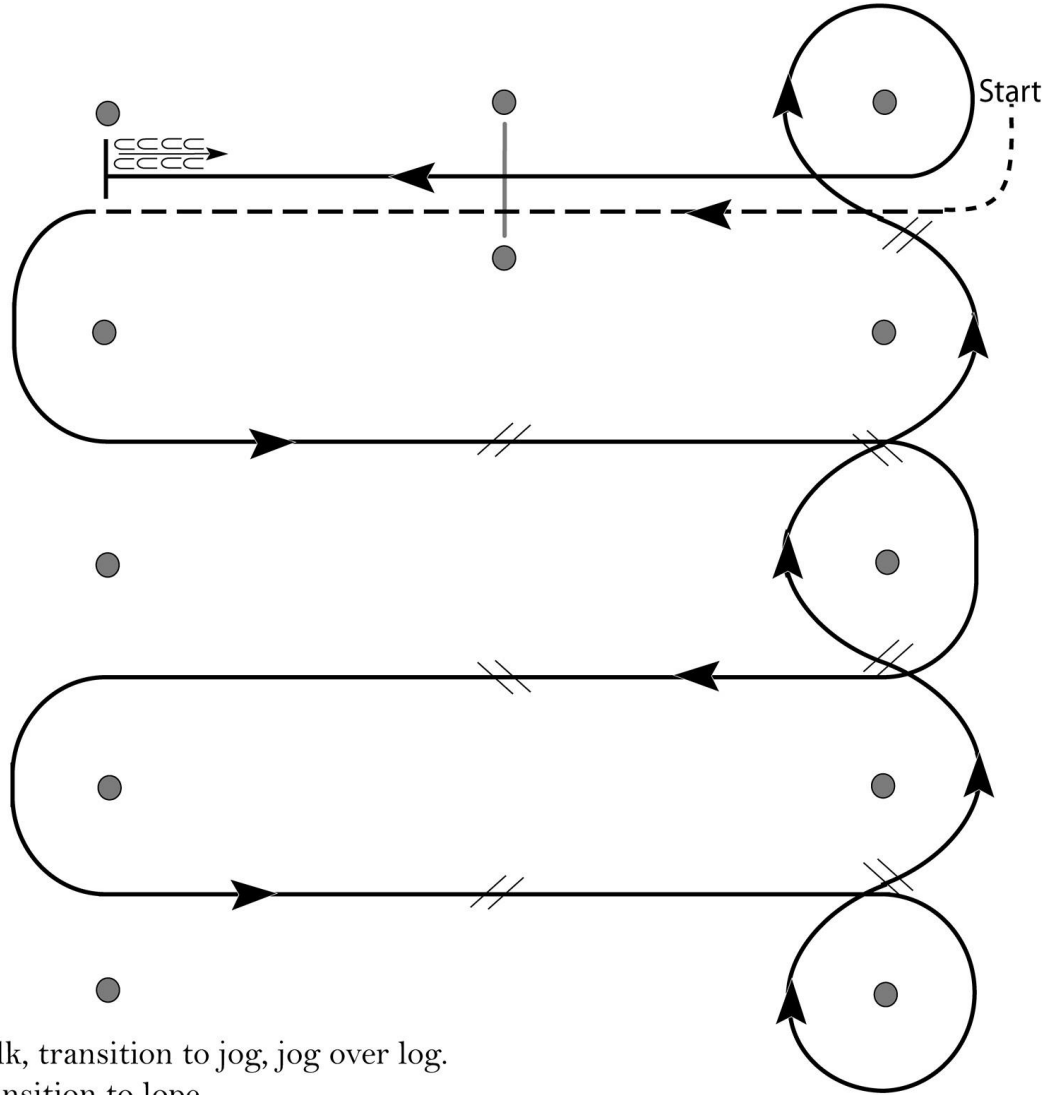
w w w . H o r s e S h o w P a t t e r n s . c o m

NSBA Scandinavia Celebration

2018

Western Riding 6/10/18 (Am and All Ages)

Show Date: 06-07-2018



1. Walk, transition to jog, jog over log.
2. Transition to lope.
3. First crossing change.
4. Second crossing change.
5. Third crossing change.
6. Circle and first line change.
7. Second line change.
8. Third line change.
9. Fourth line change and circle.
10. Lope log.
11. Lope, stop and back.

[WR/OP-2]

Pattern Provided by:

Your Judges

©2018 HorseShowPatterns.com. All Rights Reserved.

NSBA Scandinavia Celebration

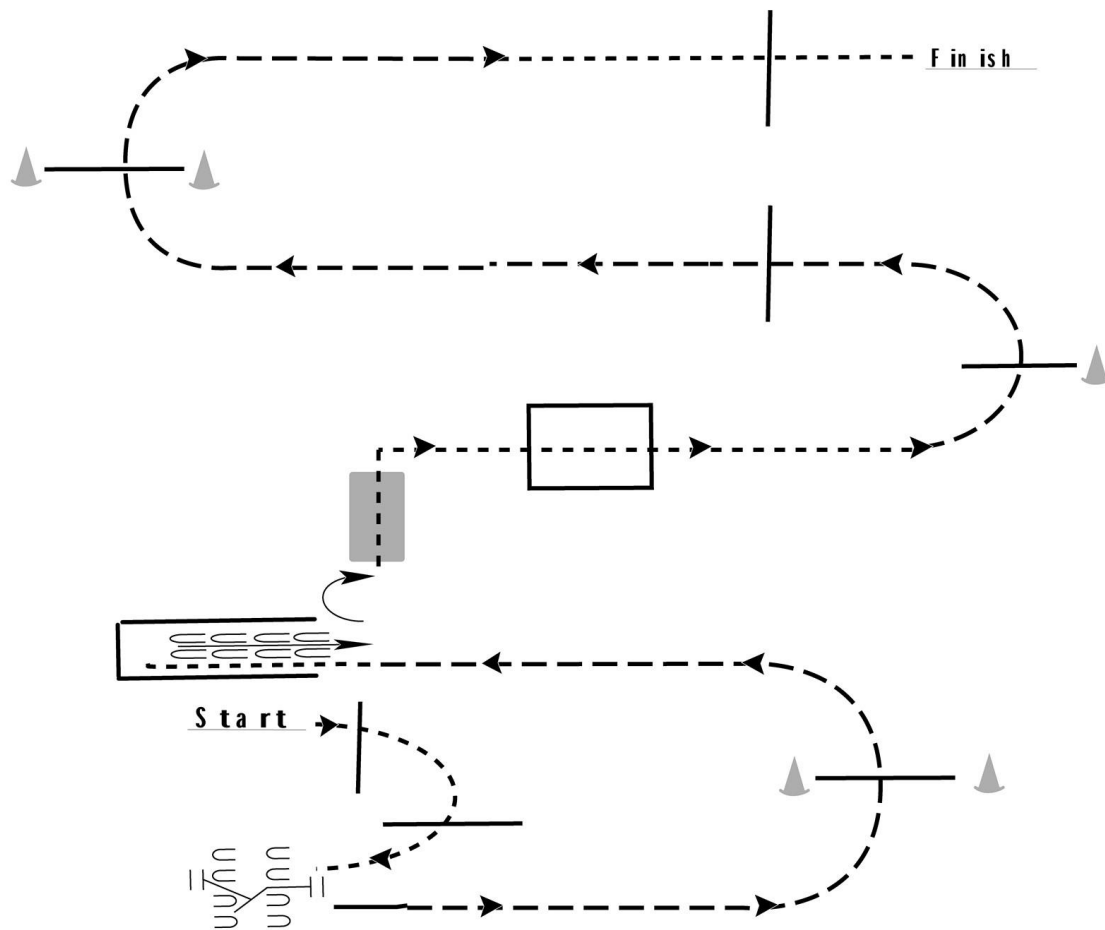
2018

Trail 6/8/18 (In Hand ALL)

Show Date: 06-07-2018

www.HorseShowPatterns.com

www.HorseShowPatterns.com



1. Walk over two poles to gate
2. Work gate with left hand
3. Trot over pole and into chute
4. Back out of chute
5. Walk over bridge
6. Walk through box
7. Trot over poles
8. Break to the walk and walk over final elevated pole to finish

Walk	-----
Jog	- - - - -
Extended Jog	— — — — —
Lope	—————
Leg Yield	
Lead Change	↘
Back	←←←←←
Marker	Ⓚ
Sidepass	←-----→

[T/1-7]

Pattern Provided by:

Your Judges

NSBA Scandinavia Celebration

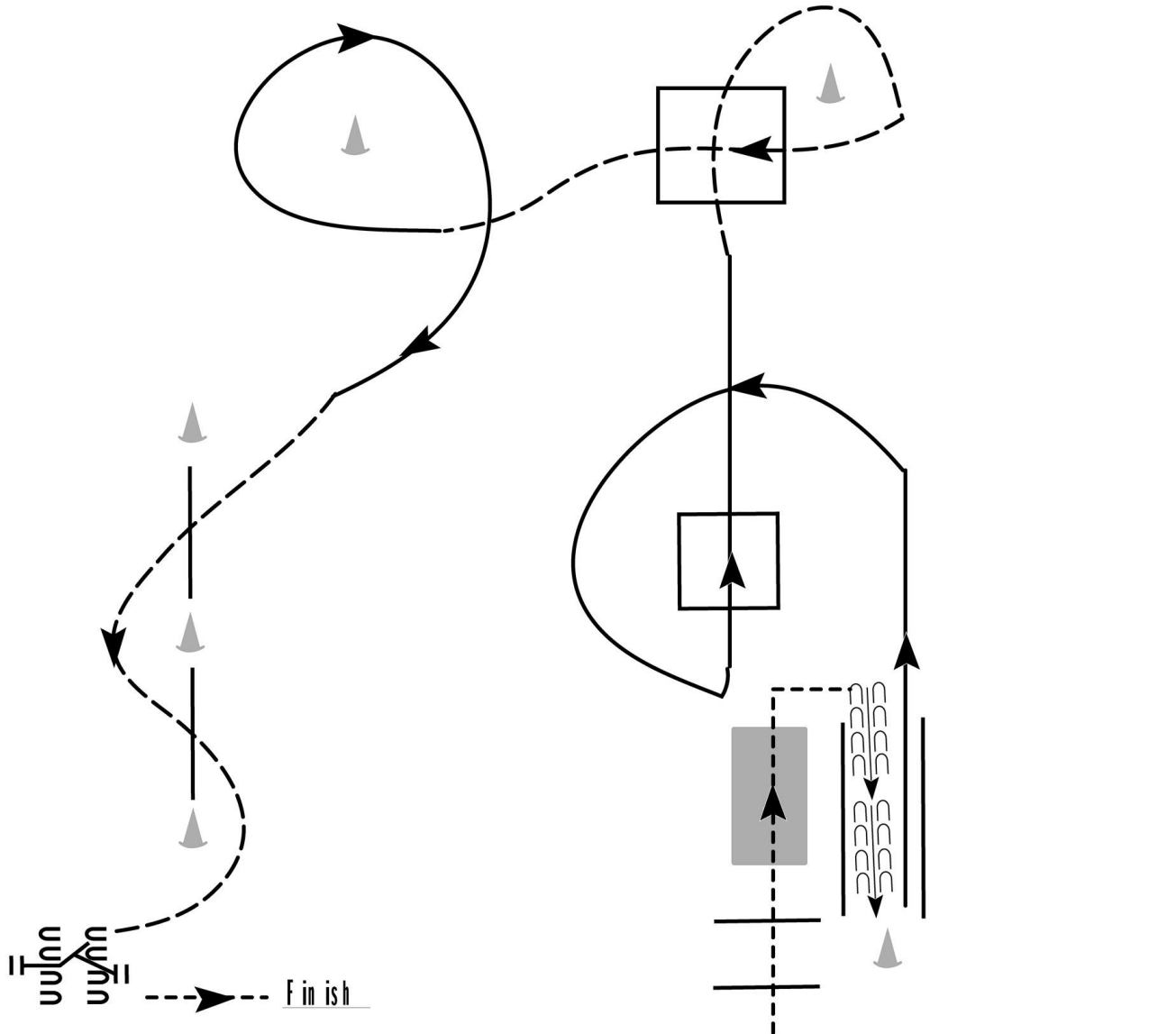
2018

Trail 6/8/18 (Green and AQHA Junior)

Show Date: 06-07-2018

www.HorseShowPatterns.com

www.HorseShowPatterns.com



1. Walk over poles and bridge.
2. Back into chute.
3. Lope out of chute, around and thru box on left lead.
4. Jog thru box and around cone as shown.
5. Lope around cone on right lead.
6. Jog thru serpentine and over poles to gate.
7. Work gate with left hand and walk to finish.

Start

Walk	-----
Jog	- - - - -
Lope	—————
Back	←←←←← →→→→→
Marker	▲
Sidepass	←-----→

[T/1-43]

Pattern Provided by:

Your Judges

NSBA Scandinavia Celebration

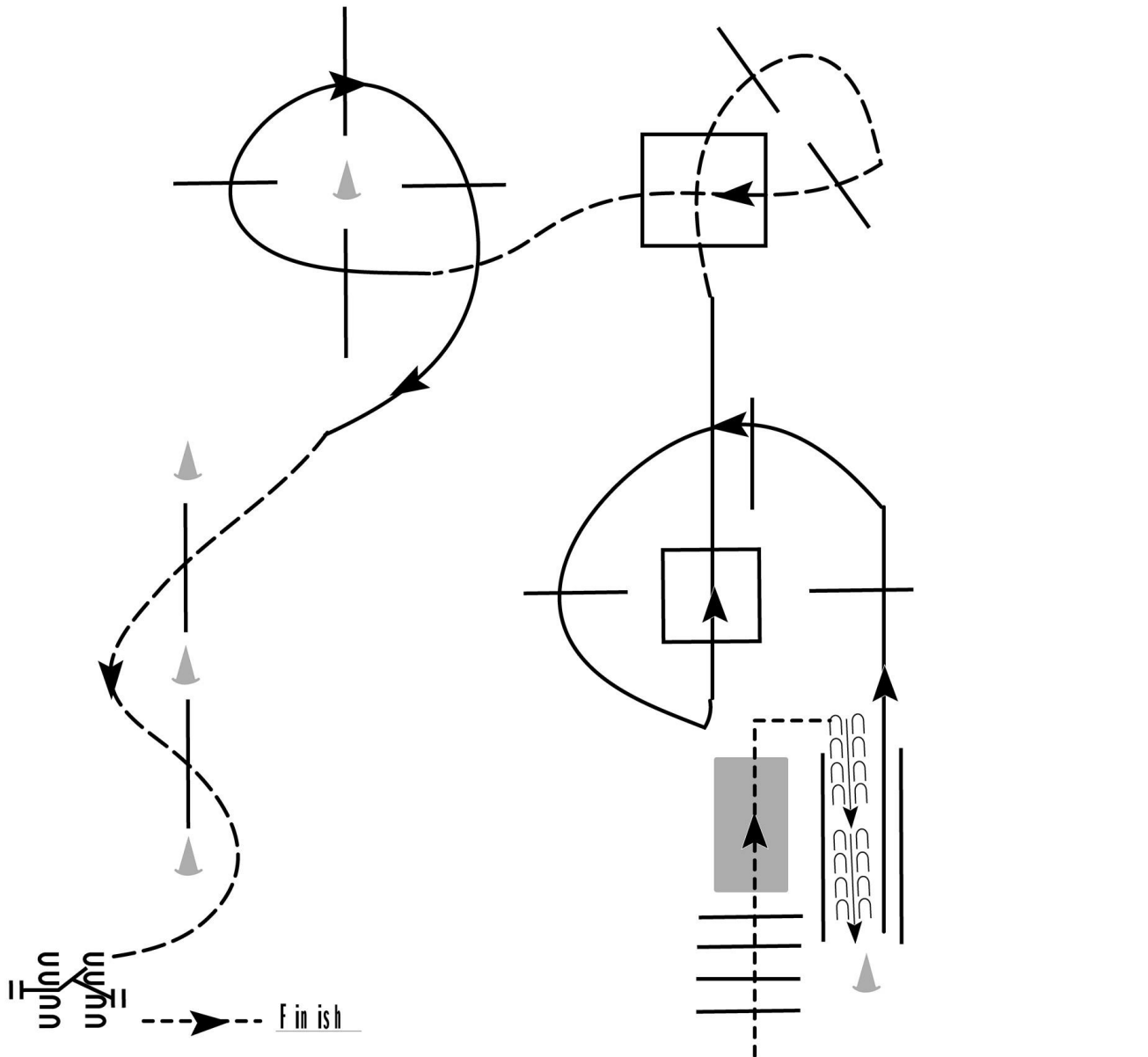
2018

Trail 6/8/18 (Open, Youth, Non Pro, All Age)

Show Date: 06-07-2018

www.HorseShowPatterns.com

www.HorseShowPatterns.com



1. Walk over poles and bridge.
2. Back into chute.
3. Lope out of chute and over poles and thru box on left lead.
4. Jog thru box and over poles as shown.
5. Lope over poles on right lead.
6. Jog thru serpentine and over poles to gate.
7. Work gate with left hand and walk to finish.

Start

Walk	-----
Jog	- . - . - . - .
Lope	—————
Back	←←←←← ←←←←←
Marker	-----▲-----
Sidepass	←-----→

[T/2-43]

Pattern Provided by:

Your Judges

NSBA Scandinavia Celebration

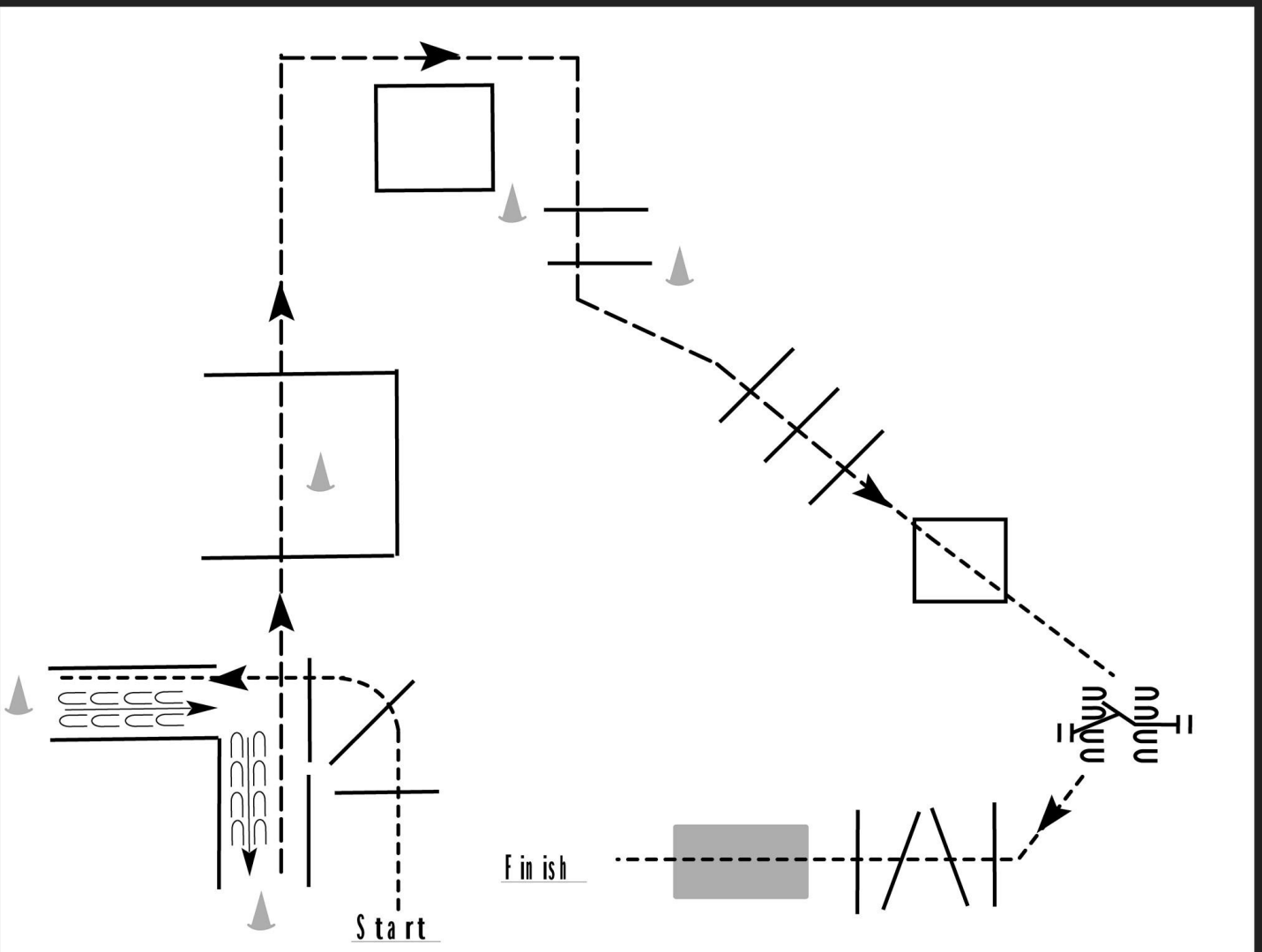
2018

Trail 6/10/18 (W/T ALL)

Show Date: 06-07-2018

w w w . H o r s e S h o w P a t t e r n s . c o m

w w w . H o r s e S h o w P a t t e r n s . c o m



1. Walk over poles and into chute.
2. Back the L.
3. Trot out of chute and through box.
4. Trot around box and over 2 poles.
5. Continue to trot over poles as shown.
6. Walk through box and through OPEN gate.
7. Walk over poles and bridge to finish.

Walk	-----
Jog	- - - - -
Lope	—————
Back	←←←←←
Marker	▲
Sidepass	←-----→

[T/WT-46]

Pattern Provided by:

Your Judges

NSBA Scandinavia Celebration

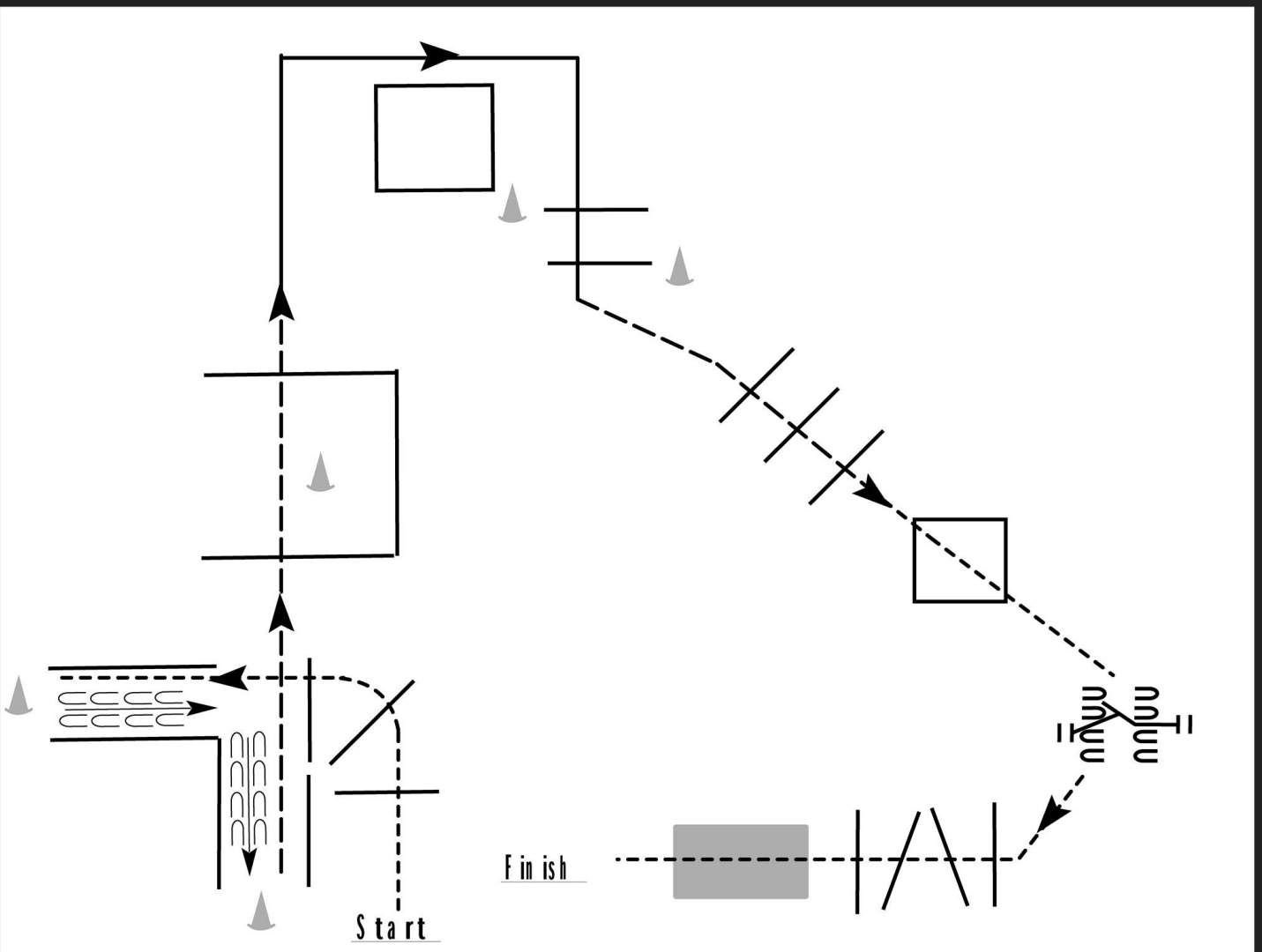
2018

Trail 6/10/18 (Nov Am and All Breed Open)

Show Date: 06-07-2018

www.HorseShowPatterns.com

www.HorseShowPatterns.com



1. Walk over poles and into chute.
2. Back the L.
3. Jog out of chute and through box.
4. Lope on the right lead around box and over 2 poles.
5. Break to a trot and trot over poles as shown.
6. Walk to and through box to gate.
7. Work gate with the right hand.
8. Walk over poles and bridge to finish.

Walk	-----
Jog	- - - - -
Lope	—————
Back	←←← ←←←
Marker	▲
Sidepass	←-----→

[T/1-46]

Pattern Provided by:

Your Judges

NSBA Scandinavia Celebration

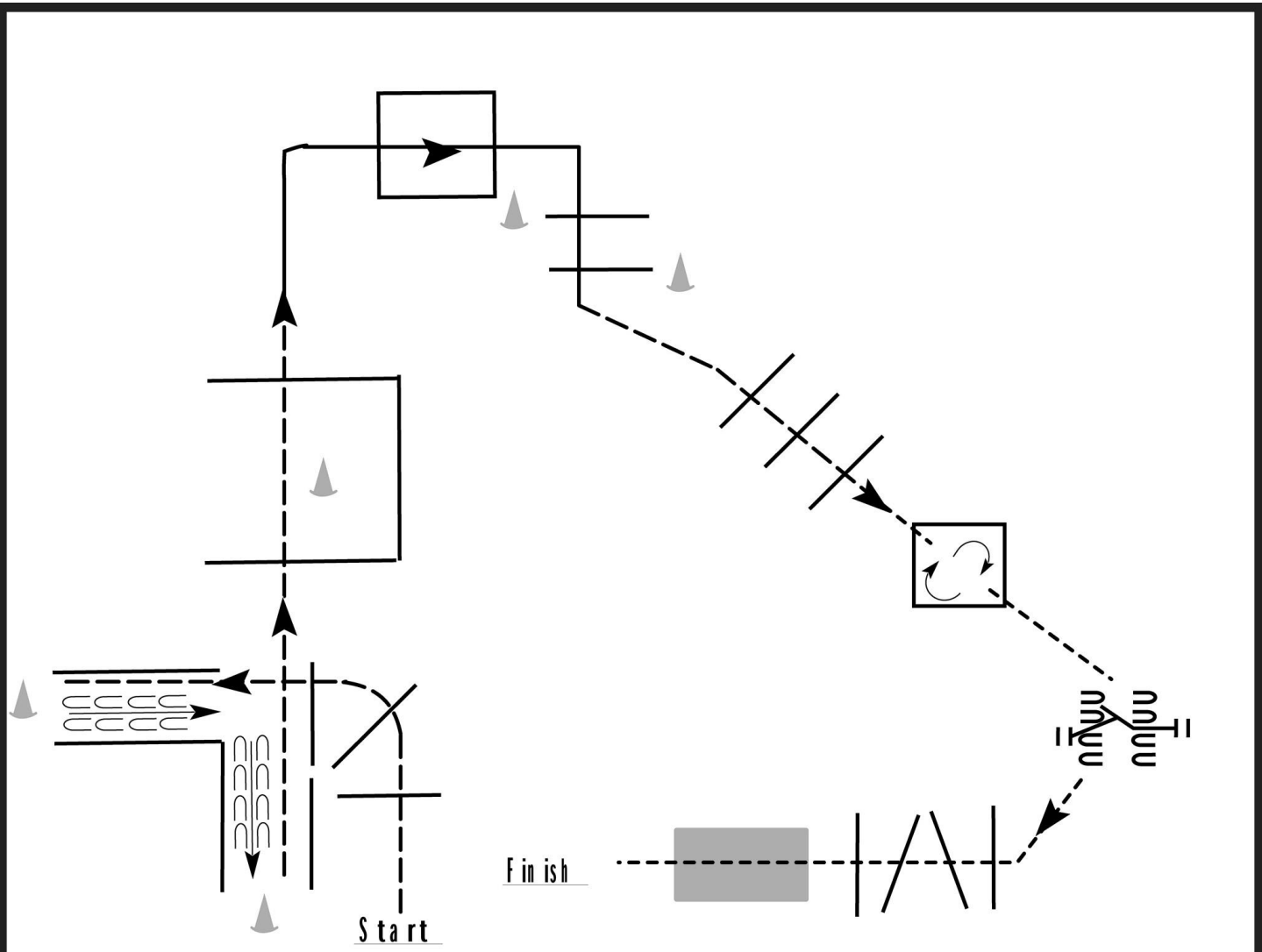
2018

Trail 6/10/18 (Senior, Am, Open)

Show Date: 06-07-2018

w w w . H o r s e S h o w P a t t e r n s . c o m

w w w . H o r s e S h o w P a t t e r n s . c o m



1. Trot over poles and into chute.
2. Back the L.
3. Jog out of chute and through box.
4. Lope on the right lead through box and over 2 poles.
5. Break to a trot and trot over poles as shown.
6. Walk to and into box. Perform a full turn to the right and walk out of box to gate.
7. Work gate with the right hand.
8. Walk over poles and bridge to finish.

Walk	-----
Jog	- - - - -
Lope	—————
Back	←←←←←
Marker	▲
Sidepass	←-----→

[T/2-46]

Pattern Provided by:

Your Judges

NSBA Scandinavia Celebration

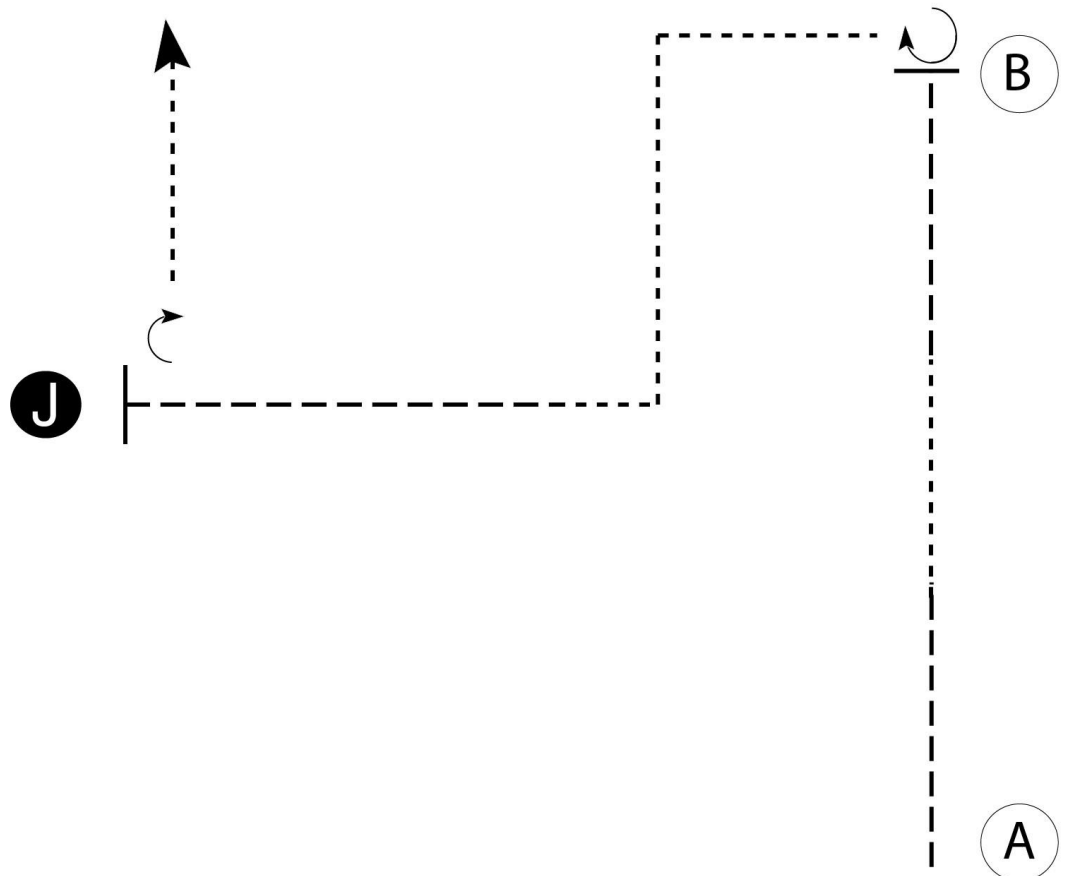
2018

All W/T Showmanship, 6/7/18 [WALK ONLY]

Show Date: 06-07-2018

w w w . H o r s e S h o w P a t t e r n s . c o m

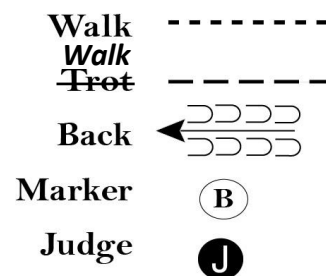
w w w . H o r s e S h o w P a t t e r n s . c o m



Be ready at A.

Walk from A to B

1. ~~Trot~~ 1/3 of the line, then walk 1/3 of the line then ~~trot~~ the final 1/3 of the line.
2. Stop with horse's hip even with B.
3. Perform a 3/4 turn.
4. Walk two square corners as shown then ~~trot~~ to judge.
5. Stop and set up at Judge.
6. Inspection.
7. When dismissed, perform a 1/4 turn and walk to exit.



[SWT-119]

Pattern Provided by:

Your Judges

NSBA Scandinavia Celebration

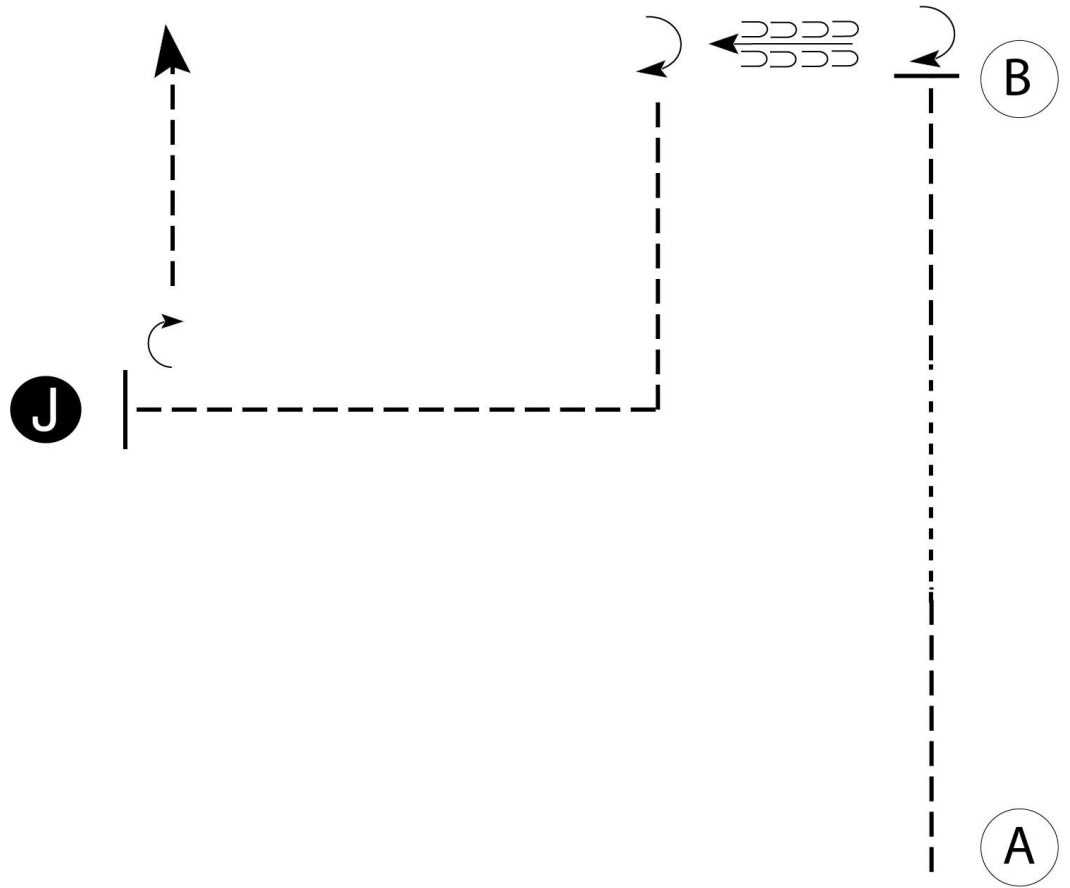
2018

Showmanship, 6/7/18 (Nov Am, NSBA 1&2 yr old, All Breed Open)

Show Date: 06-07-2018

w w w . H o r s e S h o w P a t t e r n s . c o m

w w w . H o r s e S h o w P a t t e r n s . c o m



Be ready at A.

1. Trot 1/3 of the line, then walk 1/3 of the line then trot the final 1/3 of the line.
2. Stop with horse's hip even with B then perform a 1/4 turn.
3. Back 2 horse lengths then perform a 1/4 turn.
4. Trot to judge as shown.
5. Stop and set up at Judge.
6. Inspection.
7. When dismissed, perform a 1/4 turn and trot to exit.

Walk - - - - -
Trot - - - - -
Back ← - - - -
Marker (B)
Judge (J)

[S/1-119]

Pattern Provided by:

Your Judges

NSBA Scandinavia Celebration

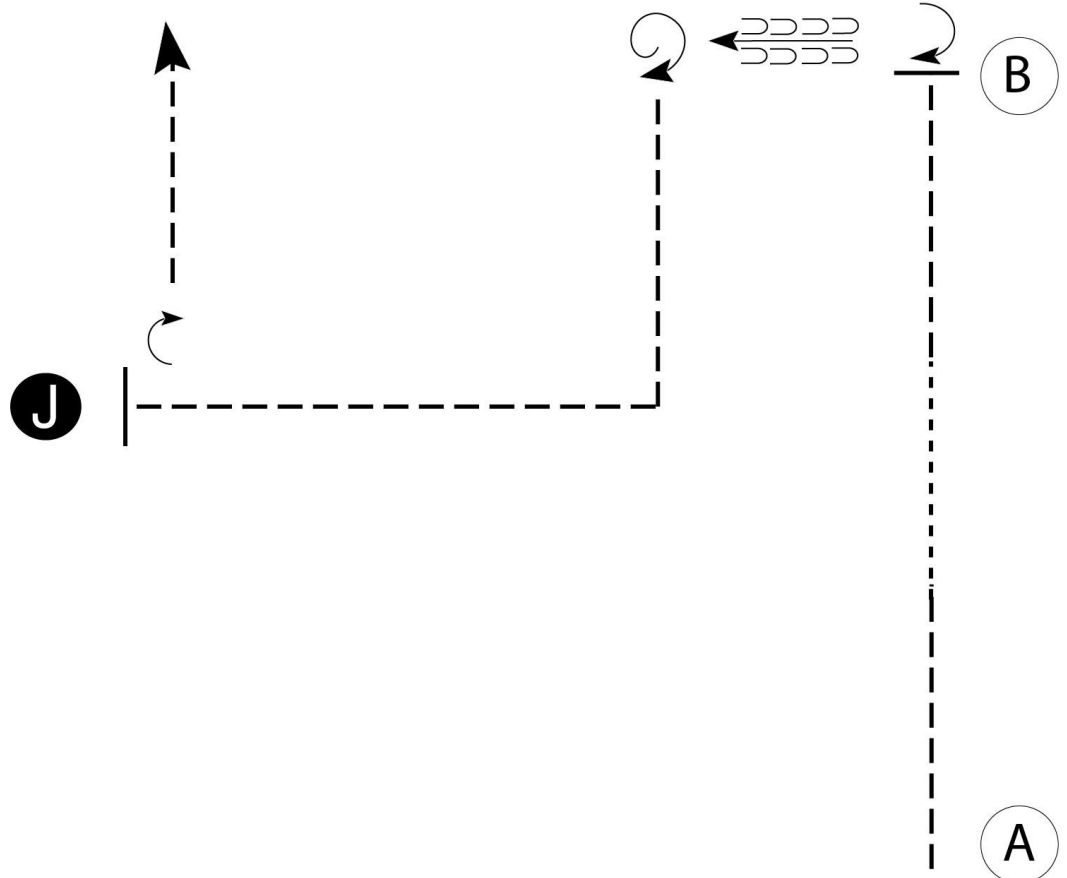
2018

Showmanship, 6/7/18 (NSBA Non Pro, Youth ALL)

Show Date: 06-07-2018

w w w . H o r s e S h o w P a t t e r n s . c o m

w w w . H o r s e S h o w P a t t e r n s . c o m



Be ready at A.

1. Trot 1/3 of the line, then walk 1/3 of the line then trot the final 1/3 of the line.
2. Stop with horse's hip even with B then perform a 1/4 turn.
3. Back 2 horse lengths then perform a 1 1/4 turn.
4. Trot to judge as shown.
5. Stop and set up at Judge.
6. Inspection.
7. When dismissed, perform a 1/4 turn and trot to exit.

Walk
Trot	-----
Back	←-----
Marker	Ⓟ
Judge	Ⓝ

[S/2-119]

Pattern Provided by:

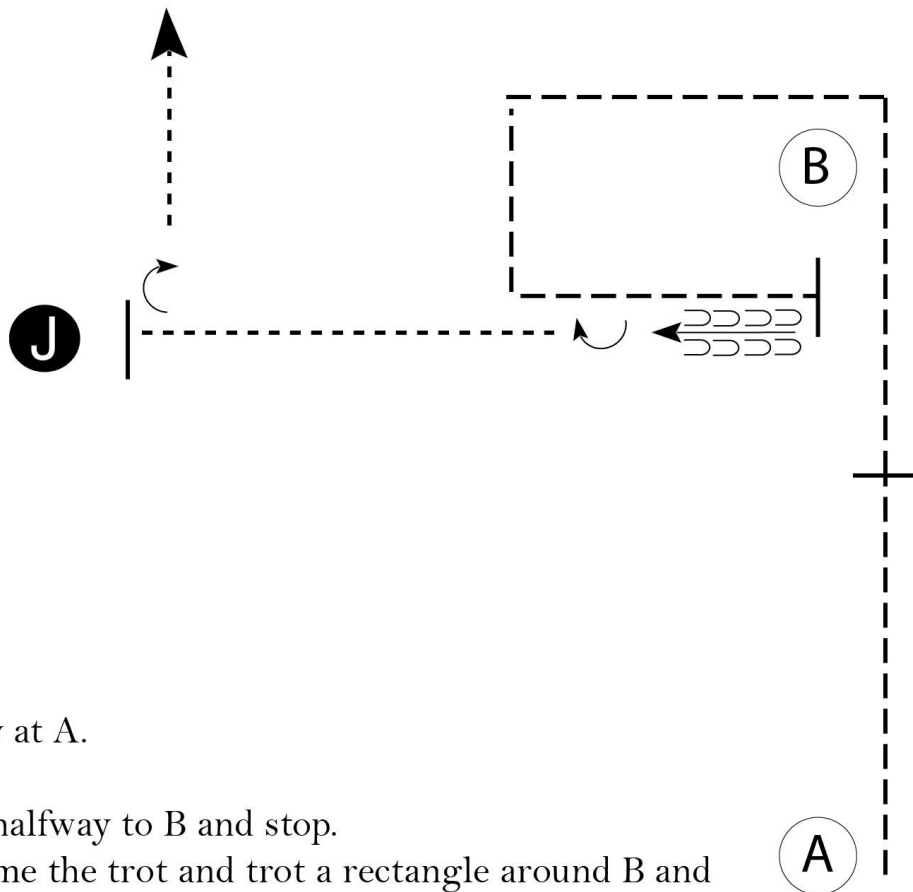
Your Judges

NSBA Scandinavia Celebration

2018

Showmanship, 6/8/18 (Amateur and Youth)

Show Date: 06-07-2018



Be ready at A.

1. Trot halfway to B and stop.
2. Resume the trot and trot a rectangle around B and stop even with B.
3. Back approximately one horse length and perform a 180 degree turn.
4. Walk to Judge.
5. Stop and set up for inspection.
6. When dismissed, perform a 90 degree turn and walk to exit.

Pattern is over once you have walked more than one horse length away from Judge.

Walk	-----
Trot	- - - - -
Back	←-----
Marker	Ⓚ
Judge	●

[S/2-95]

Pattern Provided by:

Your Judges

©2018 HorseShowPatterns.com. All Rights Reserved.

w w w . H o r s e S h o w P a t t e r n s . c o m

w w w . H o r s e S h o w P a t t e r n s . c o m